


FY 2019-20

AIT FINANCIAL DATA  
AS PER AUDITED STATEMENT

NAAC

4.1.4 Average percentage of expenditure, excluding salary for infrastructure augmentation during last five years (INR in Lakhs) (10) & 4.4.1 Average percentage of expenditure incurred on maintenance of infrastructure (physical and academic support facilities) excluding salary component during the last five years (INR in lakhs) (10)

AS Per Audited Statements					
Year	Budget allocated for infrastructure augmentation(INR in Lakh)	Expenditure for infrastructure augmentation(INR in Lakh)	Total expenditure excluding Salary (INR in Lakh)	Expenditure on maintenance of academic facilities (excluding salary for	Expenditure on maintenance of physical facilities (excluding salary for human resources)
2015-16	198.05	162.65	466.28	160.17	67.53
2016-17	133.26	123.63	600.59	172.45	119.06
2017-18	168.92	149.4	533.93	94.35	107.46
2018-19	223.1	203.45	703.38	105.33	176.85
2019-20	140.36	122.41	502.61	86.18	96.19



Accountant

Army Institute of Technology  
Dighi Hills, Pune-411015

For CHANDORKAR & LIMAYE  
Chartered Accountants

A. M. Dharap

CA AMIT M. DHARAP  
Partner (M. No. 166211)

Pune. 05/05/2022

PRINCIPAL

Army Institute of Technology  
Dighi Hills, Pune-411015.

Director  
Army Institute of Technology  
Dighi Hills, Pune-411015.

UDIN: - 221662 MAILJJV7694


Expenditure as per Audited Report : FY 2019-20			
Total Expenditure Excluding Salary (INR in Lakh)			
Ser	Particular	Amount	Page No of Audited Statement
1	Expenses for Value Added Course	39.39	2
2	Development Expenses for Renovation/Replacement/Civil & Maintence	14.43	2
3	Depreciation on Fixed Asset	106.05	2
4	Operational Expenses	84.18	2
5	Departmental Expenditure	54.55	2
6	Expenses on Student Activities	35.79	2
7	Staff & Students Workshop Expenses	14.14	2
8	Exam fee to Pune University	31.57	2
9	Uniform Expenses Students	20.82	2
10	Grant in Aid Expenses	56.3	3
11	Expenses on Non Recurring Fixed Asset	45.51	6
	Total	502.73	-

ARMY INSTITUTE OF TECHNOLOGY  
Income & Expenditure Account for the year ended March 31, 2020  
College

EXPENDITURE	Note No.	AMOUNT (in INR)	AMOUNT (in INR)	INCOME	Note No.	AMOUNT (in INR)	AMOUNT (in INR)
<b>Tuition Fund</b>			17,02,03,143	<b>Tuition Fund</b>			18,41,47,703
- Employee Pay & Allowances	11	16,62,63,619		- Tuitions Fees Received		18,45,93,957	
- Expenses for Value added Courses	12	39,39,524		Less : Tuition Fees Refunded		(44,81,654)	
				- Fees for Value Added Courses		40,35,400	
<b>Development Fund</b>			1,20,48,810	<b>Development Fund</b>			2,38,49,465
- Development Expenses for Renovation / replacement/ Civil & maintenance Work	13(a)	18,43,400		- Development Fee		2,38,49,465	
- Depreciation		1,06,05,410					
<b>College Fund</b>			2,41,09,225	<b>College Fund</b>			4,04,69,198
- Operational Expense	14	84,18,428		- Interest on Investment		3,09,21,721	
- Departmental Expenditure	15	54,55,455		- Sale of Prospectus		16,06,349	
- Expenses for Student Activities	16	35,79,941		- Rent & Allied Charges		5,24,400	
- Staff & Student workshop expenses	17	14,14,648		- Miscellaneous Income		10,20,268	
- Exam Fees		31,57,888		- Fee reservation against reserved		5,60,000	
- Uniform Expenses		20,82,865		- Wifi Charges		18,24,680	
				- Placement Charges		12,57,300	
				- Alumni Charges		66,000	
				- Rule book/admission charges		1,08,680	
				- Uniform Charges		15,48,100	
				<b>University Exam Fund</b>			29,01,768
				- Grant Received from University		29,01,768	
				- Examination Fees			
Surplus Carried Over Balance Sheet			4,50,06,956				
<b>TOTAL</b>			<b>25,13,68,134</b>	<b>TOTAL</b>			<b>25,13,68,134</b>

As per our Report of even date  
For Chandorkar & Umaye  
Chartered Accountants  
Firm Reg No:101669W

CAS M Chandorkar  
Partner M.No. 037777  
UDIN : 20037777  
Place: Pune  
Date: December 23, 2020



For Army Institute of Technology

*[Signature]*  
Director  
Army Institute of Technology  
Dighi Hills, Pune-411015.

*[Signature]*  
Joint Director  
Army Institute of Technology  
Dighi Hills, Pune-411 015.

3


**ARMY INSTITUTE OF TECHNOLOGY**  
**Income & Expenditure Account for the year ended March 31, 2020**  
**Grant**

EXPENDITURE	AMOUNT		INCOME	AMOUNT	
	(in INR)	(in INR)		(in INR)	(in INR)
Departmental Expenditure		41,30,383	Grant-In-Aid Fund - Grant Fund Received from AWES		56,30,000
- Computer Deptment Revenue Exp	2,12,400			56,30,000	
- IT Infrastructure Revenue Exp	14,09,334				
- Learning Resources(Library)	23,31,649				
- Mech(UG) Dept Revenue Exp	1,77,000				
Other Expenditures		14,99,617			
- WI -Fi (Internet Charges)	14,99,617				
Surplus Carried Over Balance Sheet					
<b>TOTAL</b>		<b>56,30,000</b>	<b>TOTAL</b>		<b>56,30,000</b>

As per our Report of even date  
 For Chandorkar & Limaye  
 Chartered Accountants  
 Firm Reg No:101669W

For Army Institute of Technology

CA S M Chandorkar  
 Partner M.No. 037777  
 UDIN : 20037777A  
 Place : Pune  
 Date : December 22, 2020



*[Signature]*  
 Director

Army Institute of Technology  
 Email: aiit@aiit.edu

*[Signature]*  
 Joint Director

Army Institute of Technology  
 Email: aiit@aiit.edu

Army Welfare Education Society  
Army Institute Of Technology (College Account)  
FY 2019-20

Sr No	Particulars	Gross Block	Additions	Deductions	Gross Block	Rate	Depreciation	Additions	Deductions	Depreciation	Net Block as on	Net Block as on
		01-Apr-19			31-Mar-20		01-Apr-19			31-Mar-20	31-Mar-19	31-Mar-20
<b>I Vehicles</b>												
2	Toyota Qualis											
3	Minibus					15%						
1	Hero Honda					15%						
2	TATA Car	37,569			37,569	15%	23,399	2,126				
3	Bolero Camper	8,13,750			8,13,750	15%	4,52,684	54,160		25,524	14,170	12,045
4	Force motor (Mini Bus)	6,32,647			6,32,647	15%	3,02,401	49,537		5,06,844	3,61,066	3,06,906
5	Xylo	13,50,125			13,50,125	15%	5,20,979	1,24,372		3,51,938	3,30,246	2,80,709
		9,67,352			9,67,352	15%	3,73,295	89,109		6,45,351	8,29,146	7,04,774
	Subtotal	38,01,443			38,01,443		16,72,758	3,19,303		4,62,404	5,94,057	5,04,948
<b>II Laboratory &amp; Workshop Equipment</b>												
1	ASGE Dept	61,45,469	1,42,721		62,88,190	25%	48,05,721	3,70,617		19,92,061	21,28,685	18,09,382
2	Computer Lab Equipment	2,67,53,993	2,31,534		2,69,85,527	25%	2,36,94,074	8,22,863		51,76,338	13,39,749	11,11,852
3	Electronics Lab Equipment	2,54,86,322	1,43,800		2,56,30,122	25%	2,22,74,142	8,38,995		2,45,16,938	30,59,918	24,68,589
4	Mechanical Lab Equipment	1,71,39,945	40,800		1,71,80,745	25%	1,53,70,685	4,52,515		2,31,13,137	32,12,179	25,16,984
5	Workshop Equipment	65,65,788			65,65,788	25%	65,51,180	3,652		1,58,23,200	17,69,260	13,57,545
6	IT Lab Equipment	1,50,22,770			1,50,22,770	25%	1,13,09,576	9,28,299		65,54,832	14,608	10,956
7	E&TC Expansion	22,89,917	2,09,450		24,99,367	25%	21,24,533	93,709		1,22,37,874	37,13,194	27,84,896
8	IT Infrastructure	93,54,726	80,778		94,35,504	25%	60,11,794	8,55,928		22,18,242	1,65,384	2,81,126
9	ME (Design)	30,81,094			30,81,094	25%	16,85,735	3,48,840		68,67,721	33,42,932	25,67,783
10	Increase intake in Comp	18,86,031			18,86,031	25%	10,34,449	2,12,895		20,34,575	13,95,359	10,46,519
	Subtotal	11,37,26,055	8,49,083		11,45,75,138		9,48,61,889	49,28,312		12,47,345	8,51,582	6,38,686
<b>III Other Non Recurring Equipment</b>												
1	Air Cooler Equipment	46,356	57,716		1,04,072	10%	46,356	5,772		9,97,90,202	1,88,64,166	1,47,84,936
2	Aquaguard	48,854			48,854	10%	48,854			52,128		51,944
3	Fire Extinguisher	3,10,875	2,52,955		5,63,830	10%	1,71,526	39,230		48,854		
4	Office Equipment	16,59,858			16,59,858	25%	15,82,303	19,389		2,10,756	1,39,349	3,53,074
5	Sports Equipment	2,16,155			2,16,155	10%	2,16,155			16,01,692	77,555	58,166
6	Telephone Exchange Equipment	13,23,812			13,23,812	10%	11,63,021	16,079		2,16,155		
7	Tennis Court	2,97,456			2,97,456	10%	2,97,456			11,79,100	1,60,791	1,44,712
8	Water Cooler	7,37,484	30,071		7,67,555	10%	4,43,793	32,376		2,97,456		
9	Musical Instrument	2,28,776			2,28,776	25%	2,20,315	32,376		4,76,170	2,93,691	2,91,385
10	Camera	1,26,214			1,26,214	25%	85,929	2,115		2,22,430	8,461	6,346
11	Pool Table	1,04,500			1,04,500	10%	91,051	1,345		96,000	40,285	30,214
12	Gen Set	18,75,385			18,75,385	25%	18,47,325	7,015		92,396	13,449	12,104
13	Air Conditioners	21,71,665	4,07,896		25,79,561	10%	14,65,720	1,11,384		18,54,340	28,060	21,045
14	Bences	48,950			48,950	10%	48,950			15,77,104	7,05,945	10,02,457
15	Parking	2,27,505			2,27,505	5%	1,68,023	2,974		48,950		
16	Dustbins	87,819			87,819	10%	81,931	589		1,70,997	59,482	56,508
17	Fan	5,79,608	94,295		6,73,903	25%	3,22,725	87,795		82,520	5,888	5,299
18	Kitchen Equipment	98,210			98,210	20%	98,210			4,10,519	2,56,883	2,63,384
19	PA Equipment	1,42,400			1,42,400	25%	1,42,400			98,210		
20	Raw Water Filter	43,615			43,615	10%	43,615			1,42,400		
21	Refrigerators	77,553			77,553	10%	49,507	2,805		43,615		
22	Video Projector	17,23,756	2,51,447		19,75,203	25%	17,06,535	67,167		52,311	28,046	25,242
23	Raman Theater	50,05,896			50,05,896	15%	47,49,558	38,451		17,73,702	17,222	2,01,501
										47,88,009	2,56,338	2,17,887




Sr No	Particulars	Gross Block		Additions	Deductions	Gross Block		Rate	Depreciation		Additions	Deductions	Depreciation		Net Block as on	
		01-Apr-19	31-Mar-20			31-Mar-20	01-Apr-19		31-Mar-20	31-Mar-20			31-Mar-19	31-Mar-20		
24	UPS	5,87,449		2,11,540		7,98,989	25%	5,59,763	59,806				6,19,570	27,686		1,79,419
25	Anti Virus Software	2,21,000				2,21,000	25%	2,21,000					2,21,000			
26	Internet Project	5,72,596				5,72,596	25%	5,72,596					5,72,596			
27	Resurfacing of AIT Road	15,43,077				15,43,077	10%	9,91,704	55,137				10,46,842		5,51,373	4,96,235
28	Squach Court	75,563				75,563	5%	41,518	1,702				43,220		34,045	32,343
29	Gym Equipmwt	3,17,802				3,17,802	15%	2,85,640	4,824				2,90,464		32,162	27,338
30	Basket Ball/Vally ball/Cricect	21,66,528				21,66,528	10%	12,37,038	92,949				13,29,987		9,29,490	8,36,541
31	Net Workingof Cental Sowtware	4,10,539				4,10,539	25%	4,10,539					4,10,539			
32	Time Attendance Machine	3,23,840				3,23,840	10%	78,870	24,497				1,03,367		2,44,970	2,20,473
33	Television	3,03,520				3,03,520	25%	2,19,029	21,123				2,40,152		84,491	63,368
34	water Purifier	1,95,514				1,95,514	10%	89,264	10,625				99,889		1,06,250	95,625
35	Renovation/Maint of AIT Bldgs	38,61,495				38,61,495	2%	17,52,732	42,175				17,94,907		21,08,763	20,66,588
36	CCTV Camara	3,58,778	1,16,759			4,75,537	25%	1,58,655	79,221				2,37,875		2,00,123	2,37,662
37	Batteries	15,826	24,000			39,826	25%	15,825	6,000				21,825		1	18,001
38	Digital Language Software	1,57,500				1,57,500	25%	1,45,674	2,957				1,48,631		11,826	8,870
39	Electric Pole	32,000				32,000	25%	32,000					32,000			
40	Printer/Scanner/Harddisk	4,27,139	2,87,299			7,14,438	25%	3,92,415	80,506				4,72,920		34,724	2,41,518
41	AIT Main Gate	13,01,209				13,01,209	25%	10,92,780	52,107				11,44,887		2,08,429	1,56,322
42	MS Rack Book	91,000				91,000	25%	76,423	3,644				80,068		14,577	10,932
43	Digital Copy Printer	1,19,298				1,19,298	25%	1,03,373	3,981				1,07,354		15,925	11,944
44	Water Tank	2,50,069				2,50,069	25%	1,20,860	32,302				1,53,162		1,29,209	96,907
45	Sony Camera	12,010				12,010	25%	9,872	535				10,406		2,138	1,604
46	12 kva solar plant	7,70,000				7,70,000	25%	5,56,821	53,295				6,10,116		2,13,179	1,59,884
47	Bio Metric	1,61,927	1,81,484			3,43,411	25%	61,305	70,527				1,31,831		1,00,622	2,11,580
48	ARF Eqpt	43,97,067				43,97,067	25%	35,55,084	2,10,496				37,65,580		8,41,983	6,31,487
49	Tech Eqpt	2,38,29,364				2,38,29,364	25%	1,63,57,482	18,67,971				1,82,25,452		74,71,882	56,03,912
50	Washing Machine	58,000				58,000	25%	25,375	8,156				33,531		32,625	24,469
51	Video Conferencing	5,25,015				5,25,015	25%	1,31,254	98,440				2,29,694		3,93,761	2,95,321
52	25 HP Water Pump Kirloskar	74,813				74,813	25%	18,703	14,027				32,731		56,110	42,082
53	PA Eqpt	1,03,073				1,03,073	25%	25,768	19,326				45,094		77,305	57,979
54	Sports Eqpt	2,33,890	1,61,461			3,95,351	10%	38,232	23,389				60,585		2,10,501	3,34,766
55	Tally Software-6.3	38,232				38,232	25%	9,558	7,169				16,727		28,674	21,506
56	SHp Openwell Submersible Pump Set	38,353	78,061			1,16,414	25%	9,588	26,706				36,295		28,765	80,119
57	Automatic Shoe Shine Machine	28,632				28,632	25%	7,158	5,369				12,527		21,474	16,106
58	Compressor for Cutting Hard Rock of Sewage Lines	22,500				22,500	25%	5,625	4,219				9,844		16,875	12,656
59	Contruction of Shed for Two Wheeler Parking - FA	1,27,118				1,27,118	25%	31,780	23,835				55,614		95,339	71,504
60	Fabrication Mtrl for Constr of West Fencing	1,39,738				1,39,738	25%	34,935	26,201				61,135		1,04,804	78,603
61	Geysar	14,600	4,350			18,950	25%	3,650	3,825				7,475		10,950	11,475
62	Hand Wireless Microphone Syatems	44,187	1,28,975			1,73,162	25%	11,047	40,529				51,576		33,140	1,21,586
63	Procurement of Eqpt for Telephone Exchange	4,56,247				4,56,247	10%	45,625	41,062				86,687		4,10,622	3,69,560
64	Sintex Tank	9,409				9,409	25%	2,352	1,764				4,116		7,057	5,293
65	Sintex Door	9,965				9,965	10%	997	897				4,116		7,057	5,293
66	Sintex Water Tank 5000 Ltr	1,12,456				1,12,456	25%	28,114	21,086				1,893		8,969	8,072
67	Symphony Touch 35 Cooler	29,976				29,976	10%	2,998	2,698				49,200		84,342	63,257
68	Telephone Instruments	15,180	54,811			69,991	10%	1,518	6,847				5,695		26,978	24,281
69	Water Cooler Compressor	9,200				9,200	10%	920	828				8,365		13,662	61,626
70	Water Dispenser & Beetal Phone	29,040				29,040	10%	2,904	2,614				1,748		8,280	7,452
71	Vaccum Cleaner	-	6,750			6,750	10%	675	675				5,518		26,136	23,522
72	Insect Killer Machine	-	14,396			14,396	10%	1,440	1,440				675		-	6,075
	Subtotal	6,18,04,436	23,64,266			6,41,47,556		4,46,52,776	36,13,729				4,82,66,505		1,71,51,660	1,58,81,051





Sr No	Particulars	Gross Block	Additions	Deductions	Gross Block	Rate	Depreciation	Additions	Deductions	Depreciation	Net Block as on	Net Block as on
		01-Apr-19			31-Mar-20		01-Apr-19			31-Mar-20	31-Mar-19	31-Mar-20
<b>IV Library</b>												
1	Library Books	1,05,66,857	-	-	1,05,66,857	15%	81,77,182	3,58,451	-	85,35,634	23,89,675	20,31,223
2	Library Equipment	12,27,501	-	-	12,27,501	15%	8,28,853	59,797	-	8,88,650	3,98,648	3,38,851
	Subtotal	1,17,94,358	-	-	1,17,94,358		90,06,035	4,18,248	-	94,24,284	27,88,323	23,70,074
<b>V Furniture &amp; Fixtures</b>												
1	Furniture & Fixtures	84,92,435	13,25,298	-	98,17,733	10%	59,37,068	3,88,066	-	63,25,134	25,55,367	34,92,598
2	Soft Furnishings	6,19,059	13,352	-	6,32,411	25%	6,14,513	4,475	-	6,18,987	4,546	13,424
3	Aimirah	3,80,661	-	-	3,80,661	10%	2,73,541	10,712	-	2,84,253	1,07,120	96,408
4	Dual Desks Conducting Univ Exam	72,940	-	-	72,940	10%	7,294	6,565	-	13,859	65,646	59,081
5	Red Carpet Roll	67,603	-	-	67,603	10%	6,760	6,084	-	12,845	60,843	54,758
	Subtotal	96,32,698	13,38,650	-	1,09,71,348		68,39,176	4,15,902	-	72,55,078	27,93,521	37,16,269
<b>VI Buildings</b>												
1	Constr on New Bids	4,64,27,197	-	-	4,64,27,197	2%	50,39,474	8,27,754	-	58,67,229	4,13,87,723	4,05,59,968
2	STP	48,13,740	-	-	48,13,740	2%	9,60,681	77,061	-	10,37,742	38,53,059	37,75,998
3	AIT Building/Hostel Accn & Guest Rooms	2,60,213	-	-	2,60,213	2%	5,204	5,100	-	10,304	2,55,009	2,49,909
	Subtotal	5,15,01,150	-	-	5,15,01,150		60,05,360	9,09,916	-	69,15,275	4,54,95,790	4,45,85,875
	Total	25,22,60,140	45,51,999	-	25,67,90,993		16,30,37,995	1,06,05,410	-	17,36,43,405	8,92,22,145	8,31,47,588




**Expenditure As Per Audited Report : FY 2019.20**  
**Expenditure for Infrastructure Augmentation(INR in Lakh)**

Ser	Particular	Amount	Page No of Audited Statement
1	Development Expenses for Renovation/Replacement/Civil & Maintenance	165.3	10
2	less: Expenditure other than Infrastructure Augmentation		
3	Labour Expenses for Housekeeping/Security	-33.93	9
4	laour Cahrges on Adam Maintence.	-8.08	8
5	Garbage Shifting	-0.75	9
6	Repair of Bookshelf	-0.02	9
	Total	122.52	-

ARMY INSTITUTE OF TECHNOLOGY  
NOTES TO FINANCIAL STATEMENTS

13(b). Development Expenses


Particulars	Hostel
Acrylic Board	1,34,996
Adm Maintenance Exp	1,20,136
Aggregate Mixer Machine	39,350
AIT Mandir Gate	41,100
American Lawn for Football	16,880
Basket Ball Installation	32,900
Battery Charger	8,313
Bosch Demolition Hammer	1,95,780
Carpet	75,600
Civil Works	95,670
Cleaning Of Sintex Tank	37,400
Commode Toilet(Dormitory)	11,493
Concertina Coil For Security Wall	39,209
Door Fitting New Badmin Court	20,600
Exp in Academic Block	24,168
Fabrication Work for Car Parking	19,818
Fabrication Work of Aarch New Shopping Complex Area	27,268
Fabrication Work of Two Wheeler Parking	43,834
Fabrication Works	37,645
Fencing Type III/4 Family Qtr Block	23,559
Fitting Aluminum Sliding Windows	17,800
Fixing of Iron New Studay Hall	16,000
Furniture in Acadmic Block	25,750
Garbage Shifting	75,500
GRANITE FOR KITCHEN	11,682
Instruction Board/Dispay Board	1,66,169
Internal & External Painting in Hostel	14,30,050
Inverter Repair in Conference Hall	2,950
ITEMS FOR ADM MAINTENANCE	55,830
Labour Charges	2,00,000
Laddar	25,004
Led Wall	11,500
LOGO HOLOGRAM	84,960
Mandir Shoes Rack & Shed	10,198
Material for Chainlink Fencing Around Power House	1,05,300
Material & Labour Shed For Generator Sets	81,150
Paint	5,37,493
Petty Maint Exp	85,396
Phone	4,956
PVC Cable & Casing Cable Telephone Exc	12,299
Pvc Flooring in E & TC Dept	19,022
	Contd...



9

**ARMY INSTITUTE OF TECHNOLOGY  
NOTES TO FINANCIAL STATEMENTS**

Particulars	Hostel
Qty 02 Iron Grill at Dormitory	11,000
Raw Water Plant Service	1,00,481
Refilling of Fire Extiguishers	6,372
Renovation Of Fales Celling	70,800
Repair Bookshelf	10,000
Repair of Bani Marie -Girls Hostel	2,600
Repair & Separation Of Eleectrical Panel	15,404
Road Concrete Cutter	39,760
Shed For Staff Car Parking	96,040
Speed Breaker Work Near Main Gate	70,799
Sports Court Painting	15,618
SQUASH COURT MAINT	9,450
Stage Fabrication Work & Magnetic Stopper	58,021
Water Proofing Work Family Qtr	2,22,335
White Wash	6,63,520
Adm Maintenance	8,08,310
4 Wheeler Parking Shed Near Main Gate	2,03,655
Building Mtr/hardware/Electrical/PLUMBING	11,02,073
Cement/Khadi/Crush Sand/bricks/brass	5,32,900
Chemical Items for RO Plant	16,756
Chinlink Fencing Around G & H Flank	26,875
CLEANING OF SAFETY TANK	1,74,000
Collapsible Gate at Dormitory	24,500
Construction Work Fruit Shop & Counter & Rack	27,000
Cont New Boys Hostel	63,840
External/Internal Painting Wroks	4,12,299
Fabrication Wk for Constr of Roofing Shed Dir Res	42,005
Febrication Works for Sport Store	33,915
Fencing Work	94,835
Football Ground Items	8,000
Forhead Thermometer	23,400
Garbage Shifiting	56,500
Hiring Of JCB/Tractor	3,01,450
Hp Electrical Motor & Pump	19,496
Labour Expenses	33,92,718
Maintenance Works of Md Accn Type 3/4	20,459
MAINTENCE WORK OF AIT	4,12,764
Matril & Labour For Fibrcation Works(Viswesvarya)	1,66,420
Mess Exp & Mess Item	17,900
Miscellanies Works For Febraction	15,000
Paint	4,67,968
PAINT FOR WHITE WASH	12,55,253
Paralor Items For Kch	23,000
	Contd...



ARMY INSTITUTE OF TECHNOLOGY  
NOTES TO FINANCIAL STATEMENTS

(6)

Particulars	Hostel
Parking Shed for Staff Quarters	37,449
PROVISION OF GATES FOR PUMP HOUSE	56,160
Renovation/ Modification	1,61,624
Renovation of Fruit Shop	27,420
Rent Sleeping Bag	26,400
REPAIR 25 HP MOTOR TB-2 PUMP HOUSE	20,650
Repair 3 Hp Kirloskar Motor Ro Plant	6,930
Repairs of 25 Kv Genrator (No-2)	11,328
Repair Stone Drill Machine	6,800
RO Antiscalant for RO Plant	11,682
RO Plant and Dosing Systems	37,760
Rubber Mould Cosmic	58,056
Shed at Cook House Thappa Mess	28,464
Shed For Football Ground Water Pump	27,486
Shed For Garbage /Aqua Waste	1,21,855
Shed in Front of Sarv Dharma Sthal(Verandah)	36,580
SHOWCASE AT ACADEMY BLOCK	42,667
Sintex Cover	21,240
SOFT FURNISHING/CURTAINS	1,44,179
Steel Beds Material/ Magnetic Steel	24,811
Tiles	44,600
Vision/Mission & Name Borads	1,99,557
WHITE WASH ADM BLOCK CORRIDOR & TYPE 4 MD ACCN	2,17,074
<b>Total</b>	<b>1,65,30,991</b>

**14. Operational Expenses**

Particulars	College
Admission/Counselling /Orientation	1,93,973
Advertisement Expense	3,51,840
Alumni Exp	3,53,375
Arboriculture	4,90,919
Audit Fee and Account Fee	2,88,452
Convocation	22,043
Electricity Expenses	14,98,000
Festival Expense	78,679
FOL/Servicing/Repair/Maint/Insurance	3,95,999
Hospitality Expense	1,89,000
Housekeeping	13,41,421
Insurance	96,001
Legal Expense	2,72,900
Medal & Award Exp	19,662
Misc Expense	5,38,472
	Contd...






Expenditure As Per Audited Report : FY 2019-20			
Expenditure on Maintenance of Academic Facilities (excluding salary for human resources) (INR in Lakh)			
Ser	Particular	Amount	Page No of Audited Statement
1	Departmental Expenditure	54.55	12
2	Grant in Aid Learning Recourses	23.32	13
3	Staff & Students Workshop Expenses	8.69	12
	Total,	86.56	-

**ARMY INSTITUTE OF TECHNOLOGY**  
**Income & Expenditure Account for the year ended March 31, 2020**  
**Grant**

EXPENDITURE	AMOUNT (in INR)	AMOUNT (in INR)	INCOME	
			AMOUNT (in INR)	AMOUNT (in INR)
Departmental Expenditure				
- Computer Department Revenue Exp	2,12,400	41,30,383	Grant-In-Aid Fund - Grant Fund Received from AWES	56,30,000
- IT Infrastructure Revenue Exp	14,09,334			
- Learning Resources(Library)	23,31,649			
- Mech(UG) Dept Revenue Exp	1,77,000			
Other Expenditures				
- Wi - Fi (Internet Charges)	14,99,617	14,99,617		
Surplus Carried Over Balance Sheet				
<b>TOTAL</b>		<b>56,30,000</b>	<b>TOTAL</b>	<b>56,30,000</b>

As per our Report of even date  
 For Chandorkar & Limaye  
 Chartered Accountants  
 Firm Reg No:101669W

For Army Institute of Technology

CAS M Chandorkar  
 Partner M.No. 037777  
 UDIN : 20037777 AAKAR 06  
 Place : Pune  
 Date : December 22, 2020  


*[Signature]*  
 Director  
 Army Institute of Technology  
 Pune - 411 015

*[Signature]*  
 Joint Director  
 Army Institute of Technology  
 Pune - 411 015

(12)

**ARMY INSTITUTE OF TECHNOLOGY  
NOTES TO FINANCIAL STATEMENTS**

Particulars	College
Photocopy/Xerox/ Documentation/I Card Exp	2,36,958
Postage Charges	9,079
Printing and Stationery	2,26,200
Security Services	11,98,000
Teachers Welfare	54,500
Telephone Charges/Internet Charges	52,327
Travelling and Conveyance Expense	14,628
Water Expenditure	4,96,000
<b>Total</b>	<b>84,18,428</b>

**15. Departmental Expenses**

Particulars	College
ASGE Dept Revenue Expenditure	1,48,021
Comp Dept Revenue Expenditure	3,25,043
E&TC Dept Revenue Expenditure	3,83,019
IT Dept Revenue Expenditure	1,44,943
IT Infrastructure Revenue Expenditure	31,41,445
Learning Resources(Library)	10,21,260
Mech Design(PG) Dept Revenue Expenditure	1,50,142
Mech(UG) Dept Revenue Expenditure	1,41,582
<b>Total</b>	<b>54,55,455</b>

**16. Expenses for Student Activities**

Particulars	College
Students Club Activities /Scholarship to Students	35,79,941
<b>Total</b>	<b>35,79,941</b>

**17. Staff & Student workshop expenses**

Particulars	College
Faculty and Students R&D Expenses	8,69,297
Training and Placement Expenses	5,45,351
<b>Total</b>	<b>14,14,648</b>





14

Expenditure As Per Audited Report : FY 2019-20			
Expenditure on Maintenance of Physical Facilities (excluding salary for human resources)			
Ser	Particular	Amount	Page No of Audited Statement
1	Operational Expensses	84.18	16
2	Paint	4.51	17
3	Labour Charges	6.63	17
4	Office Generator Running & AMC	0.87	17
	Total	96.19	-

(15)

**ARMY INSTITUTE OF TECHNOLOGY  
NOTES TO FINANCIAL STATEMENTS**

Particulars	Hostel
Parking Shed for Staff Quarters	37,449
PROVISION OF GATES FOR PUMP HOUSE	56,160
Renovation/ Modification	1,61,624
Renovation of Fruit Shop	27,420
Rent Sleeping Bag	26,400
REPAIR 25 HP MOTOR TB-2 PUMP HOUSE	20,650
Repair 3 Hp Kirloskar Motor Ro Plant	6,930
Repairs of 25 Kv Genrator (No-2)	11,328
Repair Stone Drill Machine	6,800
RO Antiscalant for RO Plant	11,682
RO Plant and Dosing Systems	37,760
Rubber Mould Cosmic	58,056
Shed at Cook House Thappa Mess	28,464
Shed For Football Ground Water Pump	27,486
Shed For Garbage /Aqua Waste	1,21,855
Shed in Front of Sarv Dharma Sthal(Verandah)	36,580
SHOWCASE AT ACADEMY BLOCK	42,667
Sintex Cover	21,240
SOFT FURNISHING/CURTAINS	1,44,179
Steel Beds Material/ Magnetic Steel	24,811
Tiles	44,600
Vision/Mission & Name Borads	1,99,557
WHITE WASH ADM BLOCK CORRIDOR & TYPE 4 MD ACCN	2,17,074
<b>Total</b>	<b>1,65,30,991</b>

**14. Operational Expenses**

Particulars	College
Admission/Counselling /Orientation	1,93,973
Advertisement Expense	3,51,840
Alumni Exp	3,53,375
Arboriculture	4,90,919
Audit Fee and Account Fee	2,88,452
Convocation	22,043
Electricity Expenses	14,98,000
Festival Expense	78,679
FOL/Servicing/Repair/Maint/Insurance	3,95,999
Hospitality Expense	1,89,000
Housekeeping	13,41,421
Insurance	96,001
Legal Expense	2,72,900
Medal & Award Exp	19,662
Misc Expense	5,38,472
	Contd...

**ARMY INSTITUTE OF TECHNOLOGY  
NOTES TO FINANCIAL STATEMENTS**

Particulars	College
Printing/Travel/ Documentation/I Card Exp	2,36,958
Postage Charges	9,079
Printing and Stationery	2,26,200
Security Services	11,98,000
Teachers Welfare	54,500
Telephone Charges/Internet Charges	52,327
Travelling and Conveyance Expense	14,628
Water Expenditure	4,96,000
<b>Total</b>	<b>84,18,428</b>

**15. Departmental Expenses**


Particulars	College
ASCE Dept Revenue Expenditure	1,48,021
Comp Dept Revenue Expenditure	3,25,043
E&TC Dept Revenue Expenditure	3,83,019
IT Dept Revenue Expenditure	1,44,943
IT Infrastructure Revenue Expenditure	31,41,445
Learning Resources(Library)	10,21,260
Mech Design(PG) Dept Revenue Expenditure	1,50,142
Mech(UG) Dept Revenue Expenditure	1,41,582
<b>Total</b>	<b>54,55,455</b>

**16. Expenses for Student Activities**

Particulars	College
Students Club Activities /Scholarship to Students	35,79,941
<b>Total</b>	<b>35,79,941</b>

**17. Staff & Student workshop expenses**

Particulars	College
Faculty and Students R&D Expenses	8,69,297
Training and Placement Expenses	5,45,351
<b>Total</b>	<b>14,14,648</b>



(17) /

**ARMY INSTITUTE OF TECHNOLOGY  
NOTES TO FINANCIAL STATEMENTS**

**11. Employee Pay & Allowances**

Particulars	College	Hostel	Consolidated
Pay & Allowances of Faculty & Staff	13,84,38,428	1,09,01,000	14,93,39,428
Employee Provident Fund For Staff	39,34,923	-	39,34,923
Leave Encashment	51,87,302	-	51,87,302
Gratuity Expenses	1,87,02,966	-	1,87,02,966
<b>Total</b>	<b>16,62,63,619</b>	<b>1,09,01,000</b>	<b>17,71,64,619</b>

**12. Expenses for Value added Courses**

Particulars	College
Value Added Course -Se E & Tc Dept	2,86,525
Value Added Course -Se & Te E&Tc	90,344
Value Added Course Fess-BE E & TC	1,39,442
Value Added Fundamental Language(FPL-FE)	18,22,500
Value Added -NPTEL Refund It Dept	5,840
Value Added SE Comp	2,40,000
Value Added SE E&TC	91,000
Value Added SE IT	1,45,817
Value Added SE Mech	3,35,000
Value Added Soft Skill-FE	3,600
Value Added TE Comp	84,000
Value Added TE E&TC	2,94,056
Value Added TE IT	22,300
Value Added TE Mech	3,79,100
<b>Total</b>	<b>39,39,524</b>

**13(a). Development Expenses**

Particulars	College
Renovation	2,40,653
Paint	4,51,514
Labour Charges	6,63,473
Office Generator Running & AMC	87,760
<b>Total</b>	<b>14,43,400</b>

