

FY 2018-19

AIT FINANCIAL DATA
AS PER AUDITED STATEMENT

NAAC

4.1.4 Average percentage of expenditure, excluding salary for infrastructure augmentation during last five years (INR in Lakhs) (10) & 4.4.1 Average percentage of expenditure incurred on maintenance of infrastructure (physical and academic support facilities) excluding salary component during the last five years (INR in lakhs) (10)

AS Per Audited Statements					
Year	Budget allocated for infrastructure augmentation (INR in Lakh)	Expenditure for infrastructure augmentation (INR in Lakh)	Total expenditure excluding Salary (INR in Lakh)	Expenditure on maintenance of academic facilities (excluding salary for	Expenditure on maintenance of physical facilities (excluding salary for human resources)
2015-16	198.05	162.65	466.28	160.17	67.53
2016-17	133.26	123.63	600.59	172.45	119.06
2017-18	168.92	149.4	533.93	94.35	107.46
2018-19	223.1	203.45	703.38	105.33	176.85
2019-20	140.36	122.41	502.61	86.18	96.19



Accountant
Army Institute of Technology
Dighi Hills, Pune-411015



For CHANDORKAR & LIMAYE
Chartered Accountants

A. M. Dharap
CA AMIT M. DHARAP
Partner (M. No. 166211)

Principal
Army Institute of Technology
Dighi Hills, Pune-411015.

Director
Army Institute of Technology
Dighi Hills, Pune-411015.

UDIN: - 221662 MAILJJV7694

10.10.2019-12-22

Expenditure as per Audited Report : FY 2018-19			
Total Expenditure Excluding Salary (INR in Lakh)			
Ser	Particular	Amount	Page No of Audited Statement
1	Expenses for Value Added Course	28.18	2
2	Development Expenses for Renovation/Replacement/Civil & Maintence	103.78	2
3	Depreciation on Fixed Asset	125.18	2
4	Operational Expenses	108.54	2
5	Departmental Expenditure	44.46	2
6	Expenses on Student Activities	33.19	2
7	Staff & Students Workshop Expenses	20.25	2
8	Exam fee to Pune University	47.34	2
9	Uniform Expenses Students	17.05	2
10	Grant in Aid Expenses	95.7	3 to 6
11	Expenses on Non Recurring Fixed Asset	79.46	7 to 9
	Total	703.13	-

2

EXPENDITURE	Note No.	AMOUNT (in INR)	AMOUNT (in INR)	INCOME	Note No.	AMOUNT (in INR)	AMOUNT (in INR)
Tuition Fund			13,88,09,764	Tuition Fund			16,73,41,423
- Employee Pay & Allowances	10	13,59,91,069		- Tuitions Fees Received		16,41,62,664	
- Expenses for Value added Courses	11	28,18,695		Less : Tuition Fees Refunded		(19,21,641)	
				- Fees for Value Added Courses		51,07,400	
Development Fund			2,28,96,679	Development Fund			2,18,02,958
- Development Expenses for Renovation / Replacement/ Civil & maintenance Work	12(a)	1,03,78,400		- Development Fee		2,18,02,958	
- Depreciation		1,25,18,279					
College Fund			2,70,87,238	College Fund			3,50,83,083
- Operational Expense	13	1,06,54,887		- Interest on Investment		2,64,61,843	
- Departmental Expenditure	14	44,46,758		- Sale of Prospectus		24,05,351	
- Expenses for Student Activities	15	33,19,649		- Rent & Allied Charges		11,88,591	
- Staff & Student workshop expenses	16	20,25,350		- Miscellaneous income		10,08,975	
- Exam Fees		47,34,834		- Will Charges		2,51,000	
- Uniform Expenses		17,05,761		- Registration Fees		8,97,000	
				- Placement Charges		12,54,608	
				- Alumni Charges		6,150	
				- Wooden Scrap Sale		42,245	
				- Uniform Charges		15,67,320	
Surplus Carried Over Balance Sheet			3,97,36,639	University Exam Fund			42,55,807
				- Grant Received from University		12,10,243	
				- Examination Fees		30,85,614	
TOTAL			22,85,30,321	TOTAL			22,85,30,321

per our Report of even date
of Chandorkar & Limaye
Chartered Accountants
m Reg No:101669W
S M Chandorkar
Partner M.No. 037777
Place : Pune
Date : October 14, 2019



For Army Institute of Technology
[Signature]
Director
Army Institute of Technology
Dighi Hills, Pune-411015.

[Signature]
Joint Director
Army Institute of Technology
Dighi Hills, Pune-411 015.

ARMY INSTITUTE OF TECHNOLOGY

DIGHI HILLS, PUNE-411016

RECEIPTS & PAYMENTS ACCOUNT FOR THE PERIOD FROM 01 APRIL 2018-31 MAR 2019

GRANT-IN-AID ACCOUNT : FY 2018-19


Receipts	Actual Income		Payments	Actual Exp (01 Apr 18-31 Mar 2019)	
	Sub Total (In Rs)	Total (In Rs)		Sub Total (In Rs)	Total (In Rs)
Opening Balance as on 01 Apr 18		Nil			
<u>Grant-In Aid Fund</u>			<u>Library</u>		
AWES New Delhi	71,30,000.00	95,70,000.00	E-Journals (Online) License as per AICTE Guidelines		1,381,996.00
HQ Southern Command, Pune	24,40,000.00		<u>IT Infrastructure</u>		
			Procurement of 10 SFP Module	134,300.00	1,087,987.00
			Procurement of 04 PC in Office	163,656.00	
			VCF in New Conference Hall	284,750.00	
			VCF in T&P Office	231,245.00	
			NAS Storage for VCF	223,000.00	
			Procurement of 01 X 17 with Graphics Card in New Conference Hall	71,036.00	
			<u>ASGE Dept</u>		
			Procurement of 6 PC in ASGE	245,484	722,248.00
			Procurement of 04 X 17 PC in ASGE Dept	231280	
			Procurement of 04 X 15 PC in ASGE Dept	245484	



ARMY INSTITUTE OF TECHNOLOGY
DIGHI HILLS, PUNE- 411018

RECEIPTS & PAYMENTS ACCOUNT FOR THE PERIOD FROM 01 APRIL 2018-31 MAR 2019
GRANT -IN -AID ACCOUNT : FY 2018-19

Receipts	Actual Income		Payments	Actual Exp (01 Apr 18- 31 Mar 2019)	
	Sub Total (In Rs)	Total (In Rs)		Sub Total (In Rs)	Total (In Rs)
			Comp Dept		
			Procurement of 09 PC In Comp	505,404.00	1,521,003.00
			Furniture In New Computer Lab	176,387.00	
			Procurement of 04 PC In Computer Dept	224,624.00	
			Procurement of 04 PC In Computer Dept	224,624.00	
			Procurement of 02 X 17 PCs In Computer Dept	115,640.00	
			Procurement of 04 X 17 PC In Computer Dept	231,280.00	
			Procurement of UPS Batteries for Computer Dept	43,044.00	
			E & TC Department		479,444.00
			Procurement of 02 PC In E&TC	87,428.00	
			Procurement of 2 PC In E&TC for Staff	81,828.00	
			Procurement 3 KVA UPS	46,254.00	
			Procurement of PC for E&TC	40,914.00	
			Procurement of 02 X 17 PCs In E&TC Dept	115,640.00	
			Procurement of 01 X 15 PC & 01 X 17 with Graphics Card In E&TC Dept	107,380.00	



4

ARMY INSTITUTE OF TECHNOLOGY
DIGHI HILLS, PUNE- 411015

RECEIPTS & PAYMENTS ACCOUNT FOR THE PERIOD FROM 01 APRIL 2018-31 MAR 2019

GRANT-IN-AID ACCOUNT : FY 2018-19

Receipts	Actual Income		Payments	Actual Exp (01 Apr 18- 31 Mar 2019)	
	Sub Total (In Rs)	Total (In Rs)		Sub Total (In Rs)	Total (In Rs)
			IT Department		
			Procurement of Advance Computer for IT Dept 4 PC	250,000.00	1,339,216.00
			Procurement of Advance Computer for IT Dept 4 PC	250,000.00	
			Procurement of 01 X I7 PC & 03 X I7 with Graphics Card in Computer Dept	270,928.00	
			Procurement of 04 X I7 with Graphics Card in IT Dept	284,144.00	
			Procurement of 04 X I7 with Graphics Card in IT Dept	284,144.00	
			Mech Department		
			Procurement of UPS Batteries	48,592	348,292.00
			Procurement of Heavy Duty Fans in Workshop	122,345	
			Procurement 6 PC in Certification Center of 3DPLM	416,888	
			MasterCam for Mech VCF	281,005	
			CCTV in Mech Dept	79,682	
			Civil & Maint Equipment		
			TV for GH and Academic for CCTV	58,800	1004214.00
			Procurement of 1 KVA UPS for CCTV	25,076	
			CCTV in Academic Block Physics Wing	167,585	
			CCTV in Academic Block Dir & Princ Wing	260,574	
			CCTV in GH	266,465	



9

ARMY INSTITUTE OF TECHNOLOGY
DIGHI HILLS, PUNE-411015

RECEIPTS & PAYMENTS ACCOUNT FOR THE PERIOD FROM 01 APRIL 2018-31 MAR 2019

GRANT-IN-AID ACCOUNT : FY 2018-19

Receipts	Actual Income		Payments	Actual Exp (01 Apr 18- 31 Mar 2019)	
	Sub Total (In Rs)	Total (In Rs)		Sub Total (In Rs)	Total (In Rs)
			CCTV In Exam Control Room	71,714	
			WIFI Charges		
			Internet Bill of AIT		1,085,600.00
			Closing Balance (31 Mar 2019)		Nil
Total		95,70,000.00	Total		9,570,000.00

As Per our Report of Even date


For Chandorkar and Limaye
Chartered Accountants




(CA S M Chandorkar)
Partner
Membership No -037777

Place : Pune

Date : 14 Oct 2019



For Army Institute of Technology


 Director
 Army Institute of Technology
 Dighi Hills, Pune-411015.


 Joint Director
 Army Institute of Technology
 Dighi Hills, Pune-411 015.

7

Sl No	Particulars	31-Mar-18		Additions	Deductions	31-Mar-19		Rate	31-Apr-18		Additions	Deductions	31-Mar-19		Net Block as on 31-Mar-18	Net Block as on 31-Mar-19
		Balance	Depreciation			Balance	Depreciation		Balance	Depreciation						
1	Motor Vehicle	37,569	-	-	-	37,569	15%	20,898	-	2,501	-	-	23,399	36,671	14,170	
2	DATA Car	8,11,750	-	-	-	8,11,750	15%	1,88,967	-	63,727	-	-	4,52,684	4,24,783	3,61,066	
3	Delivery Computer	6,32,647	-	-	-	6,32,647	15%	2,64,122	-	58,279	-	-	3,02,401	3,08,525	3,30,246	
4	Printer motor (Mini Bus)	13,50,125	-	-	-	13,50,125	15%	3,74,059	-	1,46,829	-	-	5,30,979	9,75,466	8,29,146	
5	Table	9,67,352	-	-	-	9,67,352	15%	2,68,062	-	1,04,834	-	-	3,79,295	6,98,899	5,94,057	
	Subtotal	38,01,443	-	-	-	38,01,443	-	12,97,104	-	3,79,850	-	-	16,72,758	25,04,335	21,24,685	
6	Laboratory & Workshop Equipment															
1	ASGE Desk	59,63,643	1,83,826	-	-	61,45,469	25%	43,58,138	-	4,46,583	-	-	48,05,721	36,02,506	13,29,749	
2	Computer Lab Equipment	2,56,85,637	10,68,156	-	-	2,67,53,993	25%	2,26,74,102	-	10,13,979	-	-	2,36,94,074	30,21,535	30,59,918	
3	Electronics Lab Equipment	2,45,04,457	9,81,865	-	-	2,54,86,322	25%	2,12,03,436	-	10,70,726	-	-	2,72,74,142	33,01,041	32,12,179	
4	Mechanical Lab Equipment	1,71,13,368	26,577	-	-	1,71,39,945	25%	1,47,80,932	-	5,83,753	-	-	1,53,70,685	23,32,436	17,69,260	
5	Workshop Equipment	65,65,788	-	-	-	65,65,788	25%	65,46,311	-	4,869	-	-	65,51,180	19,438	14,608	
6	IT Lab Equipment	1,41,98,693	8,24,077	-	-	1,50,22,770	25%	1,00,71,844	-	12,37,731	-	-	1,13,09,576	41,26,849	37,13,134	
7	ITC Expansion	27,89,917	-	-	-	27,89,917	25%	20,69,405	-	55,128	-	-	21,24,533	2,20,512	1,65,384	
8	IT Infrastructure	84,89,645	8,65,081	-	-	93,54,726	25%	48,97,483	-	31,14,311	-	-	16,85,120	35,92,162	33,42,932	
9	ME (Design)	30,81,094	-	-	-	30,81,094	25%	12,20,616	-	2,83,861	-	-	10,34,449	13,95,359	11,51,522	
10	Increase intake in Comp	18,86,091	-	-	-	18,86,091	25%	2,85,73,834	-	62,88,055	-	-	9,48,63,889	2,12,02,439	1,89,64,166	
	Subtotal	10,97,76,273	39,49,782	-	-	11,37,26,055	-	8,45,73,834	-	62,88,055	-	-	9,48,63,889	2,12,02,439	1,89,64,166	
11	Other Non Recurring Equipment															
1	Air Cooler Equipment	46,356	-	-	-	46,356	10%	46,356	-	-	-	-	46,356	-	-	
2	Acquisard	48,854	-	-	-	48,854	10%	48,854	-	-	-	-	48,854	-	-	
3	Fire Distinguisher	2,73,339	32,556	-	-	3,10,875	10%	1,56,042	-	15,483	-	-	1,71,526	1,12,297	1,39,349	
4	Office Equipment	16,59,858	-	-	-	16,59,858	25%	15,56,452	-	25,852	-	-	15,82,303	1,03,406	77,555	
5	Sports Equipment	2,16,155	-	-	-	2,16,155	10%	2,16,155	-	-	-	-	2,16,155	-	-	
6	Telephone Exchange Equipment	13,23,812	-	-	-	13,23,812	10%	11,45,155	-	17,866	-	-	11,63,021	1,78,657	1,60,791	
7	Tennis Court	2,97,456	-	-	-	2,97,456	10%	2,97,456	-	-	-	-	2,97,456	-	-	
8	Water Cooler	7,15,385	22,099	-	-	7,37,484	10%	4,11,161	-	32,632	-	-	4,43,793	3,04,224	2,93,691	
9	Musical Instrument	2,28,776	-	-	-	2,28,776	25%	2,17,494	-	2,820	-	-	2,20,315	11,282	-	
10	Camera	72,501	53,713	-	-	1,26,214	25%	72,501	-	13,428	-	-	85,929	-	-	
11	Pool Table	1,04,500	-	-	-	1,04,500	10%	89,556	-	1,404	-	-	91,961	14,944	13,449	
12	Gen Set	18,75,385	-	-	-	18,75,385	25%	13,87,282	-	8,353	-	-	18,47,325	37,614	28,060	
13	Air Conditioners	16,50,460	5,21,205	-	-	21,71,665	10%	48,950	-	78,438	-	-	14,65,729	2,63,178	7,05,945	
14	Berces	48,950	-	-	-	48,950	10%	48,950	-	-	-	-	48,950	-	-	
15	Parking	2,27,505	-	-	-	2,27,505	5%	1,64,899	-	3,121	-	-	1,68,023	62,612	59,842	
16	Dustbins	87,819	-	-	-	87,819	10%	81,277	-	654	-	-	81,931	6,542	5,888	
17	Fan	1,71,730	2,07,878	-	-	3,79,608	25%	2,37,097	-	85,628	-	-	3,22,725	1,34,633	2,56,883	
18	Kitchen Equipment	98,210	-	-	-	98,210	20%	96,210	-	-	-	-	96,210	-	-	
19	PA Equipment	1,42,400	-	-	-	1,42,400	25%	1,42,400	-	-	-	-	1,42,400	-	-	
20	Rear Wicker Filter	43,615	-	-	-	43,615	10%	43,615	-	-	-	-	43,615	-	-	
21	Refrigerator	77,553	-	-	-	77,553	10%	46,391	-	3,116	-	-	49,507	31,163	28,046	
22	Video Projector	17,23,756	-	-	-	17,23,756	25%	17,00,794	-	5,741	-	-	17,06,535	22,962	17,222	
23	Random Theator	50,05,896	-	-	-	50,05,896	15%	47,04,322	-	45,236	-	-	47,49,558	3,01,574	2,56,338	
24	LPS	5,87,449	-	-	-	5,87,449	25%	5,50,535	-	9,229	-	-	5,59,763	36,914	27,686	
25	Anti Virus Software	2,21,000	-	-	-	2,21,000	25%	2,21,000	-	-	-	-	2,21,000	-	-	
26	Internet Protect	5,72,596	-	-	-	5,72,596	25%	5,72,596	-	-	-	-	5,72,596	-	-	



8

Sl No	Particulars	Gross Block			Rate	Depreciation			Net Block as on			
		01-Apr-18	Additional	Deductions		31-Mar-19	01-Apr-18	Additional	Deductions	31-Mar-19	01-Apr-18	31-Mar-19
27	Resurfacing of RT Road	15,43,077	-	-	15,43,077	10%	9,30,443	61,264	-	5,97,704	6,12,636	5,51,379
28	Squash Court	75,563	-	-	75,563	5%	39,726	1,792	-	35,839	35,839	34,045
29	Gym Equipment	3,17,802	-	-	3,17,802	15%	2,79,964	5,626	-	2,85,640	37,836	32,352
30	Socket and/Orally tool/Drum	21,66,528	-	-	21,66,528	10%	13,33,762	1,01,270	-	12,37,008	10,32,766	9,29,490
31	Hot Working/ Canal Downwash	4,10,539	-	-	4,10,539	25%	4,10,539	-	-	4,10,539	-	-
32	Time Attendance Machine	3,23,840	-	-	3,23,840	10%	51,654	22,229	-	78,870	2,72,389	2,44,300
33	Water Purifier	3,03,520	2,629	-	3,06,149	25%	1,90,865	28,364	-	2,19,029	1,10,836	84,494
34	Surveillance/Video of RT Bldg	1,95,514	-	-	1,95,514	10%	77,458	11,806	-	89,264	1,12,056	1,06,250
35	CCTV Camera	28,61,495	-	-	28,61,495	2%	17,09,696	43,836	-	17,52,732	21,51,799	21,04,760
36	Ballistics	1,73,778	1,85,000	-	3,58,778	25%	31,947	66,708	-	1,58,855	41,871	2,00,123
37	Digital Language Software	15,826	-	-	15,826	25%	15,826	0	-	15,825	2	1
38	Electric Pole	1,57,500	-	-	1,57,500	25%	1,41,732	3,942	-	1,45,694	55,768	11,826
39	Printer/Scanner/Handheld	32,000	-	-	32,000	25%	32,000	-	-	32,000	-	-
40	Printer/Scanner/Handheld	4,30,390	16,749	-	4,47,139	25%	3,80,940	12,525	-	3,92,415	29,550	34,724
41	RT Main Gate	13,01,209	-	-	13,01,209	25%	10,23,303	69,406	-	10,92,789	2,77,996	2,09,425
42	MS Rack Work	91,000	-	-	91,000	25%	71,565	4,850	-	76,423	19,406	14,577
43	Digital Copy Printer	1,19,298	-	-	1,19,298	25%	90,065	5,308	-	1,03,373	21,233	15,925
44	Water Tank	2,50,069	-	-	2,50,069	25%	77,290	41,010	-	1,20,869	1,72,279	1,29,209
45	Sony Camera	14,030	-	-	14,030	25%	9,159	713	-	9,872	2,84,239	2,136
46	2 Ino solar plant	7,70,000	-	-	7,70,000	25%	4,85,761	71,060	-	5,56,221	2,84,239	2,136
47	Bin Merit	51,000	1,10,500	-	1,61,500	25%	27,764	33,541	-	61,305	23,263	1,00,522
48	AMT Dept	43,97,067	-	-	43,97,067	25%	32,74,424	2,40,661	-	35,55,044	11,72,644	8,42,913
49	Teach Dept	2,38,29,364	-	-	2,38,29,364	25%	1,38,96,855	24,90,627	-	1,63,57,482	99,62,530	74,71,882
50	Washing Machine	58,000	-	-	58,000	25%	43,500	10,875	-	45,500	32,625	32,625
51	Video Conferencing	5,25,015	-	-	5,25,015	25%	-	1,31,254	-	1,31,254	5,25,015	1,93,761
52	25 HP Water Pump Kiteator	74,833	-	-	74,833	25%	18,709	18,709	-	18,709	56,120	56,120
53	PA Dept	1,03,073	-	-	1,03,073	25%	25,764	23,389	-	25,768	77,305	77,305
54	Sports Dept	2,33,800	-	-	2,33,800	10%	18,232	23,389	-	23,389	2,10,501	2,10,501
55	Tally Software-6.3	38,232	-	-	38,232	25%	9,558	9,558	-	9,558	28,674	28,674
56	Ship Operated Submersible Pump Set	28,632	-	-	28,632	25%	7,158	7,158	-	7,158	28,765	28,765
57	Automatic Shoe Shine Machine	22,500	-	-	22,500	25%	5,625	5,625	-	5,625	21,474	21,474
58	Compressor for Cutting Hand Rack of Sewage Lines	1,27,118	-	-	1,27,118	25%	31,780	31,780	-	31,780	16,875	16,875
59	Construction of Shed for Two Wheeler Parking- 66	1,39,738	-	-	1,39,738	25%	34,935	34,935	-	34,935	95,339	95,339
60	Pulverisation Mill for Control of West Fending	24,600	-	-	24,600	25%	3,690	3,690	-	3,690	1,04,804	1,04,804
61	Hand Wireless Microphone System	44,187	-	-	44,187	25%	11,047	11,047	-	11,047	33,140	33,140
62	Procurement of Dept for Telephone Exchange	4,56,247	-	-	4,56,247	10%	45,625	45,625	-	45,625	4,10,622	4,10,622
63	Genies Tank	9,409	-	-	9,409	10%	940	940	-	940	7,057	7,057
64	Genies Tank	9,965	-	-	9,965	10%	997	997	-	997	8,968	8,968
65	Genies Tank 5000 Ltr	1,12,456	-	-	1,12,456	25%	28,114	28,114	-	28,114	84,342	84,342
66	Symphony Touch 35 Cooler	22,976	-	-	22,976	10%	2,298	2,298	-	2,298	26,978	26,978
67	Telephone Instruments	15,180	-	-	15,180	10%	1,518	1,518	-	1,518	13,662	13,662
68	Water Cooler Compressor	9,200	-	-	9,200	10%	920	920	-	920	8,280	8,280
69	Water Dispenser & Beetal Phone	29,040	-	-	29,040	10%	2,904	2,904	-	2,904	26,136	26,136
Subtotal		5,98,35,098	26,94,138	-	6,25,29,236	-	4,05,30,347	41,22,429	-	4,46,52,776	1,85,79,951	1,71,51,660
N/ Library		1,05,66,857	-	-	1,05,66,857	15%	77,55,475	4,21,707	-	81,77,381	28,13,382	23,09,675
O/ Library Equipment		12,27,501	-	-	12,27,501	15%	7,54,501	70,250	-	8,26,853	4,08,298	3,96,648
Subtotal		1,17,94,358	-	-	1,17,94,358	-	85,13,979	4,92,657	-	90,06,635	32,80,380	27,88,323
P/ Furniture & Fixtures		75,90,983	9,81,452	-	85,72,435	10%	96,53,128	2,81,300	-	99,37,098	19,37,806	25,55,267
Q/ Soft Furnishings		4,29,059	-	-	4,29,059	25%	6,32,994	1,515	-	6,34,533	6,062	6,546
Subtotal		3,80,661	-	-	3,80,661	10%	2,61,639	11,902	-	2,79,541	1,19,622	1,07,120



9

Sl. No.	Particulars	Cost/Est.	Additions	Deductions	Cost Book	Rate	Depreciation	Additions	Deductions	Depreciation	Net Book Value	Net Book Value
		31-03-20			31-03-20		31-03-20			31-03-20	31-03-20	31-03-20
1	Plant & Machinery	-	72,540	-	72,540	10%	-	-	-	7,254	65,286	65,286
2	Plant & Equipment	-	67,603	-	67,603	10%	-	-	-	6,760	60,843	60,843
	Subtotal	72,540	140,143	-	140,143		65,277.75	3,214.02	-	13,714.57	126,428.53	126,428.53
3	Buildings	4,64,27,377	-	-	4,64,27,377	2%	9,28,547	8,00,000	-	17,28,547	4,46,98,830	4,46,98,830
4	Plant & Machinery	48,13,740	-	-	48,13,740	2%	9,62,748	7,00,000	-	16,62,748	31,50,992	31,50,992
5	Plant & Equipment	-	2,60,713	-	2,60,713	2%	5,21,426	5,00,000	-	10,21,426	158,498	158,498
	Subtotal	5,12,41,117	2,60,713	-	5,15,01,830		14,11,721	12,00,000	-	26,11,721	4,88,90,109	4,88,90,109
	Total	5,84,62,267	1,40,850	-	5,86,03,117		25,39,500	2,21,000	-	43,832.57	5,40,69,616	5,40,69,616



Handwritten vertical text on the left margin, possibly a list of numbers or a signature.

Expenditure As Per Audited Report : FY 2018-19			
Expenditure for Infrastructure Augmentation(INR in Lakh)			
Ser	Particular	Amount	Page No of Audited Statement
1	Development Expenses for Renovation/Replacement/Civil & Maintenance	203.77	11 to 12
	Total	203.77	

ARMY INSTITUTE OF TECHNOLOGY
NOTES TO FINANCIAL STATEMENTS

12(b). Development Expenses

Particulars	Hostel
Alteration/Modification of Floor Bathroom	3,52,702
Alteration/Modification of Vishwesvariya C Wing3	1,86,203
Bldg/elect/Carpentry/plumbing for Hostel	26,17,172
Brickbat & Chemical Waterproofing in NBH	1,15,000
Bricks for Upgradation of Running Track	14,000
C Channell for Fencing Works	14,750
Cement Benches & Chamber Covers	93,450
Civil Wks for Alteration/Modifi of Guest Housuse	94,898
Civil Wks in New Well/mess/central Scrap Store	1,06,079
Civil Wrk in Academic Block	3,78,247
Cont of Study Hall at G Wing	2,96,462
Contr of Shopping Hall Complex	49,574
Conversion of Existing Dormitory No 1 Area Into BH	9,90,910
Crush Sand & Crash Stone for Contr	57,900
Curtain for FE Students	54,550
Designed Roofing Sheet Material for Open AIR Cafe	84,870
Display Board for Hostel	20,447
Elect Items for New Badminton Court	54,410
Electrical for Rewiring with Concealing at BH	8,29,491
Electrical Items for New Shopping Complex	49,241
Electrical Items for RE Wiring with Concealing	2,41,647
Electrical Items for Re Wiring with Concealling	2,05,186
Expenditure on Cricket Pitch	48,930
Fabrication Fencing Jally Fitting Wks Guest Room	1,36,060
Fabrication Material for Boys Gym	1,51,272
Fabrication Material for OpenAIR Cafe	1,47,962
Fabrication Material for Open Cafeteria	1,72,185
Fabrication Mtr for Boundry Net Fixing in Tennis	87,555
Fabrication Mtr for New Study Hall	2,12,158
Fabrication Mtr & Labour Cost for Fixing of Garwar	1,04,947
Fabrication of Channel Gate	19,116
Fabrication Wk Around Water Cooler at Gym	41,401
Fabrication Wks for Constru of Scrap Store	64,618
Fabrication Wks of Water Tank Stand Fitted	52,849
Fabrication Work	19,121
Fabrication Work for New Badminton Court Stand	1,815
Fabrication Work Main Gate Laundry Side	25,582
Fabrication Work of Fencing	6,74,913
Fabrication Work of Security Cabin at Main Gate	8,792
Fabrication Works of Fencinh Area of AIT	25,582
Fabrication Wrk of Tyoe-iv	49,010
Flood Light	44,717
Flush Tank for	20,532
Garware Net	1,40,468
Green Cloth	15,000
Gym Work	23,000
Heavy Duty Cement Fiber Sheet for New Hostel	4,08,363
Hostel Maint Wk for Hostel (BH/GH)	1,44,328
Installation of Solar Panel at G Wing	83,833
JCB Charges for Hostel	10,43,422
Labour Chg for Fabrication Wk in Open AIR Cafeteria	1,26,500
Labour Cost for Fabrication Wrk for Housekeeping	13,745
Labour & Material Payamnet for Hostel	28,98,643
Labour Wrk of Internal & External Wall Painting	12,99,894


Contd...



ARMY INSTITUTE OF TECHNOLOGY
NOTES TO FINANCIAL STATEMENTS

(12)

Particulars	College
Maintenance of Equipt	18,366
Maintenance & Repair Wk in Hostel	21,730
Maint & Upgradation of Borewell	54,634
Material for Cont of Study Hall for BE Study	76,358
Mat Screen	19,532
Misc Items for Maint Work	22,197
Misc Maint Work in Hostel	1,40,666
Mtrl Purchsed for Constr of Labour Camp	13,13,930
Mtr Purchsed for Renovation/alt of Bath Rrom -OBH	2,08,058
Painting of Squash Court Maint Wk in Hostels	51,542
Painting Wk for Hostel	2,19,140
Pcc Works of New Boys Hostel	2,38,125
Pest Control Service	1,10,094
Plastic Bucket &Dustbins	84,750
Pockelan & Tractorr Used for Alteration of Lawns	77,525
Potosoil for Sports Activites Ground of AIT	42,000
Procurement of Bldg /elect/carpentar/plumbing Items	48,620
Procurement of Paints for Painting	3,79,105
PVC Portable Urinals for Girls/Boys	65,136
RCC Lintel/Shuter Beam Const at Shopping	26,520
RCC Work New Well Between H & G Flank Area	40,400
Red Soil(Laterite)for Football Grnd	7,74,066
Repair & Maintence of Eqpts/furniture	21,190
Repair & Rewinding of Fans/ Motor	44,315
Repiaring & Maintanace Wk in Hostels	14,285
RO Antiscalant For RO Plant	11,682
Servicing of Gen Set	26,895
Slica and for Upgradation Sports Activitires Ground	73,500
Sliding Window for New Shopping Complex	22,240
Stand for 3xPortable Urinals	2,315
Study Hall for TE Studnets at OBH A Wing	36,986
SYSKA LED Light 50W	91,200
Tiles & Nanitary Materials for Waterproofing Work	70,760
Tractor Dozer Used for Upgradation of Football Gro	1,12,800
Tractor&Tipper for Upgradation of Sports Grnd	23,800
Two Wheeler Parking at Front of AIT	1,58,616
Water Profing Wrk at Toilet(Hoste)	2,42,082
Water Tanker for Sports Activity Grnd	3,600
Major Infra Projects	1,75,000
Total	2,03,77,262



(13)

Expenditure As Per Audited Report : FY 2018-19			
Expenditure on Maintenance of Academic Facilities (excluding salary for human resources) (INR in Lakh)			
Ser	Particular	Amount	Page No of Audited Statement
1	Departmental Expenditure	45.00	14
2	Staff & Students Workshop Expenses	20.25	15
3	Expenses on Non Recurring Fixed Asset	40.00	16
	Total	105.25	-

ARMY INSTITUTE OF TECHNOLOGY
NOTES TO FINANCIAL STATEMENTS

14

14. Departmental Expenses

Particulars	College
ASGE(Applied Science)	2,08,823
Computer (Computer Lab Expense)	7,64,793
E&TC(Electronics &Telecommunication)	2,88,876
IT Infra (IT Infrastructure)	6,68,491
IT (IT Lab Expenses)	4,41,408
Library(Learning Resources)	17,55,929
Mech(Mech Lab Expenses)	3,18,438
Total	44,46,758

<<<<<This Space is intentionally left blank>>>>>



ARMY INSTITUTE OF TECHNOLOGY
NOTES TO FINANCIAL STATEMENTS

(15)

15. Expenses for Student Activities

Particulars	College
Magazine Board Exp	20,185
OSS Club for College	1,97,413
Student Cultural Activities for College	9,84,288
Debate(College)	9,750
Fine Arts Club	64,808
Maths(College)	18,665
Music(College)	1,09,566
NSS(College)	1,38,378
Robotics(College)	88,655
Scholarship to Students Merit Cun Means	5,65,000
Spritual Club for College	87,493
Students Projects BAJA,SAE(College)	1,38,798
Tech Fest(College)	5,52,998
Nature Club	30,992
AIT Cycling Club	3,05,910
Earn & Learn Scheme (Expenses)	6,750
Total	33,19,649

16. Staff & Student workshop expenses

Particulars	College
ASGE(R&DE/Seminar/Paper Presentation)	12,315
Comp(R&DE/Seminar/Paper Presentation)	2,28,860
E&TC(R&DE/Seminar/Paper Presentation)	31,389
IT (R&DE/Seminar/Paper Presentation)	54,600
Mech(R&DE/Seminar/Paper Presentation)	1,22,900
Staff Other (R&DE/Seminar/Paper Presentation)	2,53,028
TPO(Training & Promotional Exp)	13,22,258
Total	20,25,350



16

Arms Welfare Education Society
Arms Institute Of Technology & Research
FY 2018-19

Sr No	Particulars	Gross Block		Additions	Deductions	Gross Block		Rate	Depreciation		Additions	Deductions	Net Block as on		
		01-Apr-18	31-Mar-19			31-Mar-18	31-Mar-19		01-Apr-18	31-Mar-19			31-Mar-18	31-Mar-19	
1 Vehicles															
1	Hero Honda	37,569	-	-	-	37,569	15%	20,808	-	-	-	-	-	-	-
2	TATA Car	8,13,750	-	-	-	8,13,750	15%	3,88,967	2,501	-	-	-	23,399	34,671	14,370
3	Bolero Camper	6,30,647	-	-	-	6,32,647	15%	2,44,122	58,279	-	-	-	4,52,684	4,24,783	3,61,066
4	Force motor (Bike Bus)	13,50,125	-	-	-	13,50,125	15%	3,74,659	1,46,326	-	-	-	3,02,801	3,98,525	3,30,246
5	Auto	9,67,352	-	-	-	9,67,352	15%	2,68,462	1,04,834	-	-	-	5,20,979	9,75,466	8,28,146
	Subtotal	38,01,443	-	-	-	38,01,443		12,97,108	3,75,600	-	-	-	16,72,754	25,04,335	21,28,685
ii Laboratory & Workshop Equipment															
1	ASGE Deat	59,61,643	1,87,876	-	-	61,49,519	25%	43,59,134	4,46,583	-	-	-	48,05,721	16,02,506	13,39,749
2	Computer Lab Equipment	2,56,85,637	10,68,356	-	-	2,67,53,993	25%	2,26,74,102	10,19,973	-	-	-	2,36,94,074	30,11,535	30,59,918
3	Electronics Lab Equipment	2,45,04,457	9,81,845	-	-	2,54,86,302	25%	2,12,03,416	10,70,726	-	-	-	2,72,74,142	13,09,041	32,12,179
4	Mechanical Lab Equipment	1,71,13,368	26,577	-	-	1,71,39,945	25%	1,47,80,932	5,89,753	-	-	-	1,53,70,685	23,32,436	17,69,260
5	Workshop Equipment	65,65,788	-	-	-	65,65,788	25%	65,46,311	4,869	-	-	-	65,51,180	19,478	14,608
6	IT Lab Equipment	1,61,98,693	8,24,077	-	-	1,50,22,770	25%	1,00,71,844	12,37,731	-	-	-	1,13,09,576	41,26,849	37,13,194
7	ETC Expansion	22,89,917	-	-	-	22,89,917	25%	20,69,405	56,128	-	-	-	21,24,533	2,20,512	1,65,384
8	IT Infrastructure	84,89,645	8,65,081	-	-	93,54,726	25%	49,97,483	11,14,311	-	-	-	60,11,794	35,92,162	33,42,937
9	ME Design	30,81,094	-	-	-	30,81,094	25%	12,30,616	4,65,120	-	-	-	16,85,735	18,60,479	13,95,359
10	Increase intake in Comp	18,86,031	-	-	-	18,86,031	25%	7,50,589	2,81,861	-	-	-	10,34,449	11,35,442	8,51,582
	Subtotal	10,37,76,273	39,69,784	-	-	11,37,26,055		8,65,73,834	62,88,055	-	-	-	9,48,61,889	2,12,02,439	1,88,64,166
iii Other Non Recurring Equipment															
1	Air Cooler Equipment	46,356	-	-	-	46,356	10%	46,356	-	-	-	-	46,356	-	-
2	Aquasud	48,854	-	-	-	48,854	10%	48,854	-	-	-	-	48,854	-	-
3	Fire Extinguisher	2,73,329	37,536	-	-	3,10,875	10%	1,56,042	15,483	-	-	-	1,71,526	1,17,297	1,39,349
4	Office Equipment	16,59,858	-	-	-	16,59,858	25%	15,56,452	25,852	-	-	-	15,82,303	1,03,406	77,555
5	Sports Equipment	2,16,155	-	-	-	2,16,155	10%	2,16,155	-	-	-	-	2,16,155	-	-
6	Telephone Exchange Equipment	13,23,812	-	-	-	13,23,812	10%	11,45,155	17,866	-	-	-	13,63,011	1,78,657	1,60,791
7	Tennis Court	2,97,456	-	-	-	2,97,456	10%	2,97,456	-	-	-	-	2,97,456	-	-
8	Water Cooler	7,15,385	22,099	-	-	7,37,484	10%	4,11,161	32,632	-	-	-	4,43,791	3,04,224	2,93,691
9	Musical Instrument	2,28,776	-	-	-	2,28,776	25%	2,17,494	2,820	-	-	-	2,20,315	11,382	8,461
10	Cameras	72,501	53,713	-	-	1,26,214	10%	72,501	13,428	-	-	-	85,929	91,051	40,285
11	Pool Table	1,04,500	-	-	-	1,04,500	10%	89,556	1,494	-	-	-	91,051	14,944	13,449
12	Gun Set	18,75,385	-	-	-	18,75,385	10%	18,37,971	9,353	-	-	-	18,47,325	17,414	28,060
13	Air Conditioners	16,50,460	5,21,305	-	-	21,71,765	10%	13,87,282	78,438	-	-	-	14,65,720	2,63,178	7,05,945
14	Fences	48,950	-	-	-	48,950	10%	48,950	-	-	-	-	48,950	-	-
15	Parking	2,27,505	-	-	-	2,27,505	5%	1,64,859	3,331	-	-	-	1,68,023	62,612	59,482
16	Outstubs	87,819	-	-	-	87,819	10%	81,277	654	-	-	-	81,931	6,542	5,888
17	Fan	3,74,720	2,07,878	-	-	5,82,598	25%	2,37,097	85,628	-	-	-	3,22,725	1,34,693	2,56,883
18	Kitchen Equipment	98,210	-	-	-	98,210	20%	98,210	-	-	-	-	98,210	-	-
19	PA Equipment	1,42,400	-	-	-	1,42,400	25%	1,42,400	-	-	-	-	1,42,400	-	-
20	Raw Water Filter	43,615	-	-	-	43,615	10%	43,615	-	-	-	-	43,615	-	-
21	Refrigerators	77,553	-	-	-	77,553	10%	46,391	3,116	-	-	-	49,507	31,163	28,046
22	Video Projector	17,23,756	-	-	-	17,23,756	25%	17,00,794	5,741	-	-	-	17,06,535	22,962	17,222
23	Human Theater	50,05,896	-	-	-	50,05,896	15%	47,04,322	45,236	-	-	-	47,49,558	3,01,574	2,56,338
24	UPS	5,87,449	-	-	-	5,87,449	25%	5,50,535	9,229	-	-	-	5,59,763	36,914	27,688
25	Anti Virus Software	2,21,000	-	-	-	2,21,000	25%	2,21,000	-	-	-	-	2,21,000	-	-
26	Internet Project	5,72,596	-	-	-	5,72,596	25%	5,72,596	-	-	-	-	5,72,596	-	-



Expenditure As Per Audited Report : FY 2018-19
Expenditure on Maintenance of Physical Facilities (excluding salary for human resources)

Ser	Particular	Amount	Page No of Audited Statement
1	Operational Expenses	108.54	18
2	Development Expenses for Renovation/Replacement/Civil & Maintence	103.78	20
3	less: Expenditure other than Maintenance of Physical Facilities		
	Consumable item for Maint Items	-17.86	19
	Civil & Maint work	-3.65	19
	Labour Charges for Housekeeping	-9.84	20
	Labour charges(Rain Water Harvesting)	-2.97	20
	Sand	-0.55	20
	Labour Charges for upgradation of Football Ground	-0.51	20
	Total	176.94	-

ARMY INSTITUTE OF TECHNOLOGY
NOTES TO FINANCIAL STATEMENTS

13. Operational Expenses

Particulars	College
Accessories for Networking in Tele Exch	17,783
Advertisement & Publicity for College	4,15,568
Annual Fire Audit Report	58,800
Arboriculture	2,68,185
Audit & Accounting Charges	3,00,000
AWES Insurance Policy for College	1,78,920
Bank Charges /Others	12,135
Best Project/Best Teaching & Support/adm Staff	51,000
Card Printing for AIT Day	9,000
Coffee Table Book Printing Exp	2,32,000
Convocation for College	81,243
DTH Recharge for TV	1,320
Electricity Expenses for College	9,28,259
EPF Consultation	13,500
Farewell Dinner for BE Students	1,86,940
Final Demand for TDS	10,76,320
FOL/Repairs/Vehicle Tax	5,46,001
Freshers Party	18,208
GST Expenses	2,24,582
Honorarium for AIT Song	10,000
Hospitality for College	1,66,246
House Keeping for College	11,93,000
I Card (ID Card)	51,550
LED Wall Video for Rent	25,000
Legal for College	1,35,000
Mementos for College	1,12,549
Misc Expenses for 25th AIT Day	2,27,217
Misc Expenses for College	3,32,616
New Samiyana	1,57,320
Overall Rolling Trophy	8,800
Postage & Stamp for College	25,984
Printing & Stationery for College	3,49,057
Procurement of Gymnasium Eqpt	2,276
Prof Fee for TDS Demand Job	2,47,800
Round Batch for Silver Jubilee Year	12,390
Satin Ribbon Roll and Paper Bag	600
Security Services for College	7,98,000
Sofa Set Hiring for AIT Day	18,000
Student Pro-Rata/ Affiliation for College	15,04,104
TA/DA Expenses for College	25,532
Telephone/Internet for College	45,161
T Shirt & Cap for Silver Jubilee Souvenirs	1,35,870
Uniform for Staff	40,950
Visit to Green Tokri Farm	3,420
Water Expenses for College	4,91,000
Xerox/Photocopy	1,15,681
Total	1,08,54,887



ARMY INSTITUTE OF TECHNOLOGY
NOTES TO FINANCIAL STATEMENTS

(19)

10. Employee Pay & Allowances

Particulars	College	Hostel	Consolidated
Employee Provident Fund For Staff	39,69,220	-	39,69,220
Gratuity & Leave Encashment of Staff	14,00,525	-	14,00,525
Group Medical Insurance and Term Insurance Policy	2,28,912	-	2,28,912
Pay & Allowances of Faculty & Staff	13,03,92,412	47,64,334	13,51,56,746
Total	13,59,91,069	47,64,334	14,07,55,403

11. Expenses for Value added Courses

Particulars	College
BE(Mech)Value Added Course	2,25,000
FPL (STC FE) Expenses	6,24,000
SE (Comp) STC Exp	4,58,000
SE (E&TC)	2,88,413
SE (IT) Short Term Course	1,71,000
TE(Comp) STC Exp	3,66,000
TE (E&TC)STC Exp	1,17,600
TE(IT)STC Exp	64,942
TE (Mech) Value Added Course	5,03,740
Total	28,18,695

12(a). Development Expenses

Particulars	College
AMC for 125 Kva Gensets	18,691
AMC of Photo Copior Machine	15,930
AMC of Tele Exchange	27,102
Batminton Court PCC Work	35,000
Bldg/Elect/Carpentory/Plumbing Items for College	17,85,254
Car Parking Board	11,500
Cement Bricks	16,863
Cement for PCC Work Boys Hostel	56,000
Civil Wrk & Maint Wrks in Academic Block	3,65,913
Constrn of Pathway Infront of Lawn of AIT	2,97,896
CP Two Way Bib Cock, Epc End Cap	8,272
Crush Sand For Const of New Batminton Court	44,800
C Section Channels for Compond Wall	2,49,770
Drawing Board For Conducting Uni Exam	19,500
Fabrication Material for Open AIR Cafeteria	47,353
Fabrication Mtr for Boundary Net Fixing in Tennies	24,612
Fabrication Wk	28,764
Fabrication Wks at Cricket Pitch	95,296
Fabrication Work of Two Wheeler Car Parking	73,632
Fabrication Works of Ms Jally Fitted Front Library	4,130
Fabrication Wrk of Dir Residence	21,796
False Celling Wrk in New Conf Hall	1,39,752
Fire Extinguisher Refilling	20,621
Flood Light	45,994
Flood Lights for New Constr Badminton Court	14,000
Garware Net	34,650
Holo Rubber Mat	15,000
HRC Fuse Linkdin, MCB SP 10 Amp	16,446

Contd...



ARMY INSTITUTE OF TECHNOLOGY
NOTES TO FINANCIAL STATEMENTS

(20)

Particulars	College
Instruction Board for College	1,45,697
Internal & External Wall Painting in Academic Bld	5,13,284
JCB Charges	6,45,925
Labour & Material Payment for College	9,84,591
Lamp for Projector (Manekshaw Hall)	19,470
LED Board for Silver Jubilee Celebration	37,900
Maint Wk at & Labour Payment	17,851
Maint Wk of Tiles in Type IV	25,500
Material for Open Air Cafeteria	39,388
Misc Maint /elect/plumbing Items/Wk Expenses	2,63,562
Mtr for Renovation/Replacment of Existing Floor	5,19,480
Mtr & Labour Chg for Repacemnt of Damage Flooring	1,35,110
Mtrl for Constr of Western Fencing	2,56,190
Mtr Pruch Fcr Cont of Store and Shopying Complex	1,57,701
Paints for Maint Work	49,950
Paints For Maint Works	57,060
Pavilion Canopy	21,360
PCC Works of Front Road	5,58,430
Pebble (Khadi) For Const of New Batminton Court	30,600
Pokhline for Digging of Rain Water Harvest	2,97,800
Pokhline for Digging of Drainage Line of Academy	38,700
Premium Quality Ceramic Bd For Classrooms	1,10,070
Purchase of 20 MM Stone Used for STP	33,750
PVC VINYL Flooring in Type IV Qtr	27,612
Renovation of Gen Manekshaw Hall	3,30,379
Renovation of Toilets in Dir & Jd Office	1,58,021
Repairing of AC in Manekshaw Hall	4,720
Repair & Maint of Eqpt	3,540
Repair/Maint/Serviceing of Eqpt	28,476
Replacement of Zero B Cartridge	4,690
Roller Expenses	9,000
Round Table Top Cloth and Frill	26,850
Sensor for Gents Urinal	57,000
Sintex Water Tank	9,965
Solar Street Light	1,83,810
Spray Pump	4,400
Store Room at Dir Bungalow	30,224
Tiles and Sanitary Material	43,124
Tiles and Sanitary Material Wter Proofing Work	9,440
Tiles and Sanitary Mtr for Waterproffing	56,692
Tiles & Sanitary Materials for Waterproofing Work	70,760
Tractors Crush Sand	55,200
Tractor&Tipper Used for Upgradation of Footbal Grnd	51,000
Tractor Used for Upgradation of Sportsactivity Grnd	22,000
UPS Battery/Monitor /Keyboard (College)	39,112
UPVC Brass Elbow 1" Door Accessories	8,652
Water Proofing Treatment	2,00,000
Water Proofing Work at Toilet	50,415
Western Fencing Construction Work at AIT	3,81,412
Yoga Mats	18,000
Total	1,03,78,400

