



## **Criterion 4 - Infrastructure and Learning Resources**

### **4.1 Physical Facilities**

#### **4.1.2 Percentage of expenditure for infrastructure development and augmentation excluding salary during the last five years**

<b>Sr. No.</b>	<b>Documentary Evidences</b>	<b>Page No.</b>
<b>1.</b>	Summary of 4.1.2	<b>2</b>
<b>2.</b>	Financial Data as per Audited statement for the year 2022-23	<b>3</b>
<b>3.</b>	Financial Data as per Audited statement for the year 2021-22	<b>32</b>
<b>4.</b>	Financial Data as per Audited statement for the year 2020-21	<b>66</b>
<b>5.</b>	Financial Data as per Audited statement for the year 2019-20	<b>98</b>
<b>6.</b>	Financial Data as per Audited statement for the year 2018-19	<b>128</b>



## Army Institute Of Technology (AIT), Dighi Camp, Pune - 15.

Director : 7249250115, Joint Director : 7249250117, Principal : 7249250186

Exch : 7249250183, 7249250184, 7249250185

Website : www.aitpune.com Email : ait@aitpune.edu.in

Recognised by AICTE and DTE Maharashtra and affiliated to Savitrabai Phule Pune University

### Criterion 4 - Infrastructure and Learning Resources

#### 4.1 Physical Facilities

##### 1. 4.1.2 Percentage of expenditure for infrastructure development and augmentation excluding salary during the last five years

Year	2022-23	2021-22	2020-21	2019-20	2018-19
Number	750.43	337.04	324.03	256.62	384.55


#### Formula:

$$\text{Percentage} = \frac{\text{Total expenditure for infrastructure development and augmentation excluding salary during the last five years}}{\text{Total expenditure excluding salary during the last five years}} \times 100$$

$$= \frac{750.43+337.04+324.03+256.62+384.55}{1270.74+687.28+620.91+551.49+735.15} \times 100$$

$$= \left( \frac{2052.67}{3865.57} \right) \times 100 = 53.1$$



  
Principal  
Army Institute of Technology  
Dighi Hillis, Pune - 411015

2. Financial Data as per Audited statement for the year 2022-23

**FY 2022-23**

**AIT FINANCIAL DATA**  
**AS PER AUDITED STATEMENT**  
**NAAC**

4.1.2 Average percentage of expenditure, excluding salary for infrastructure augmentation during last five years (INR in Lakhs) (10) & 4.4.1 Average percentage of expenditure incurred on maintenance of infrastructure (physical and academic support facilities) excluding salary component during the last five years (INR in lakhs) (10)

Year	Expenditure for infrastructure development and augmentation excluding salary (INR in Lakh)	Expenditure on maintenance of physical and academic support facilities excluding salary component (INR in Lakh)	Other expenses such as Electricity Bill, Telephone bill and Affiliation fee excluding Salary (INR in Lakh)	Total expenditure excluding Salary (INR in Lakh)	Total Expenditure excluding electricity, Telephone bill and Affiliation Fee and excluding salary component (INR in Lakh)
	A	B	C	D (A+B+C)	E= D-C
FY 2022-23	750.43	477.26	43.05	1270.74	1,227.69

C.A. SGN  
W/110 02407

For CHANDORKAR & LIMAYE  
Chartered Accountants

A. M. Dharap

CA AMIT M. DHARAP  
Partner (M. No. 166211)



PRINCIPAL

Army Institute of Technology  
Dighi Hills, Pune-411015.


Accountant  
Army Institute of Technology  
Dighi Hills, Pune-411015.

UDEN: 24166211BKADBB7677



**Expenditure As Per Audited Report : FY 2022-23**  
**Total Expenditure Excluding Salary (INR in Lakh)**

Ser	Particular	Amount	Page No of Audited Statement
1	Development Expenses for Renovation/Replacement/Civil & Maintence	258.79	4
2	Depreciation on Fixed Asset	97.34	3
3	Operational Expenses	116.72	5
4	Departmental Expenditure	97.68	6
5	Expenses on Student Activities	65.53	6
6	Staff & Students Workshop Expenses	23.35	6
7	Exam fee to Pune University	15.9	3
8	Expensews for Value Added Course	38.99	3
9	Uniform Expenses Students	37.97	3
10	Expenses on Non Recurring Fixed Asset	518.47	7 TO 11
	<b>Total</b>	<b>1270.74</b>	



②

ARMY INSTITUTE OF TECHNOLOGY  
Income and Expenditure Account for the year ended as on March 31, 2023  
College

EXPENDITURE	Note No.	AMOUNT (in INR)	AMOUNT (in INR)	INCOME	Note No.	AMOUNT (in INR)	AMOUNT (in INR)
Tuition Fund - Employee Pay & Allowances	11	18,31,36,865	18,31,36,865	Tuition Fund - Tuitions Fees Received		28,31,32,628	28,31,32,628
Development Fund - Development Expenses for Renovation / replacement/ Civil & maintenance Work - Depreciation	12(a) 5(a)	2,58,79,538 97,34,577	3,56,14,115	College Fund - Interest on Investment - Rent & Allied Charges		4,90,15,618 13,95,526	5,04,11,143
College Fund - Operational Expense - Departmental Expenditure - Expenses for Student Activities - Staff & Student workshop expenses - University Fees - Expenses for Value added Courses - Uniform Expenses	13 14 15 16	1,16,72,685 97,68,359 65,53,746 23,35,701 15,90,389 38,99,496 37,97,426	3,96,17,803				
Surplus Carried Over Balance Sheet			7,51,74,988				
<b>TOTAL</b>			<b>33,35,43,771</b>	<b>TOTAL</b>			<b>33,35,43,771</b>



As per our Report of even date

For Chandorkar and Limaye  
Chartered Accountants  
Firm Reg No: 0101669W

*[Signature]*

CA S M Chandorkar  
Partner M.No. 037777  
UDIN: 23031777 Bc XA XVI 612  
Place : Pune  
Date: 12.09.2023

*[Handwritten mark]*



For Army Institute of Technology

*[Signature]*  
Director  
Army Institute of Technology  
Dighi Hills, Pune-411015.


*[Signature]*  
Joint Director  
Joint Director  
Army Institute of Technology  
Dighi Hills, Pune-411 015.

ARMY INSTITUTE OF TECHNOLOGY  
Notes To Financial Statements for the year ended as on March 31, 2023

12(a). Development Expenses (College)

(Amounts in INR)

Particulars	College
Renovation of Sarav Dharm Sthal	9,05,156
Painting in Academic Block	31,83,695
Renovation of Digital Lib (It Dpt)	4,97,980
Renovation of Family Qtrs	45,47,409
Renovation /Repair of Toilets	29,59,870
Roof Treatment of Academic Block	20,73,673
Renovation Of Toilets in Academics Blocks	35,73,176
Replacement of Lab Equipments & Other Accessories	8,30,320
Replacement of Verandah Flooring in Academic Bloack	6,70,120
Replacement /renovation Class Room Flooring	4,99,288
Replacment /renewal of Roof Membeance/water Proofin	13,32,274
Civil & Maint (College)	9,79,677
Cement Maint Work	58,292
Daly Maint Work (2022)	3,29,796
Electrical Material (2022)	2,68,985
Electrical Work E &Tc Lab	23,571
Extra Duty (2022)	39,200
Fabrication Material for Wating Room	1,48,758
Flex	2,250
Hardware Material(2022)	97,848
Maint of Ro System	12,823
Maint Work in Ait(2022)	10,48,246
Material for MI Room	34,429
Repair of Ac (2022)	6,800
Material for NBA	2,43,593
Paint Boys Hostel	4,94,481
Paint Material (2022)	3,28,198
Plumbing Items (2022)	1,35,691
Rainy Seasons Items	1,06,260
Repari & Maint AIT Equit(2022)	37,922
Housekeeping Material	3,91,567
Rod for Cricket Ground	18,190
<b>Total</b>	<b>2,58,79,538</b>



4



13. Operational Expenses

(Amounts in INR)

Particulars	College
Advertisement Expense	2,32,006
Arboriculture	2,50,886
Audit Fee and Account Fee	4,12,090
Electricity Expenses	16,21,120
FOL/Servicing/Repair/Maint/Insurance	7,51,300
Housekeeping	24,23,499
Legal Expense	4,42,202
Misc Expense	11,32,276
Printing, Stationery and Xerox	9,20,127
Hospitality Expense	3,55,268
Security Services	17,23,127
Communication Expenses	10,94,184
Water Expenses	3,14,600
<b>Total</b>	<b>1,16,72,685</b>



5

ARMY INSTITUTE OF TECHNOLOGY  
Notes To Financial Statements for the year ended as on March 31, 2023

(Amounts in INR)

14. Departmental Expenses

Particulars	College
ASGE Dept Revenue Expenditure	
- Anti Virus	38,607
- Lab Consumables	84,773
Comp Dept Revenue Expenditure	
- Anti Virus	94,164
- Lab Consumables	1,46,260
E&TC Dept Revenue Expenditure	
- Anti Virus	61,207
- Lab Consumables	4,15,168
- Matlab Campus Wide Suit for AIT	5,90,000
IT Dept Revenue Expenditure	
- Anti Virus	84,748
- Lab Consumables	10,76,004
IT Infrastructure Revenue Expenditure	
- Lab Consumables	55,882
- Renewal of Licenses	15,53,866
- Firewall	75,520
- Equipment Maintenance	6,87,553
Mech Design Dept Revenue Expenditure	
- Anti Virus	30,603
- Lab Consumables	8,74,238
Learning Resources(Library)	38,99,766
<b>Total</b>	<b>97,68,359</b>

15. Expenses for Student Activities

Particulars	College
Students Club Activities /Scholarship to Students	63,60,704
Admission/Counselling /Orientation	1,93,042
<b>Total</b>	<b>65,53,746</b>

16. Staff & Student workshop expenses

Particulars	College
Faculty and Students R&D Expenses	16,35,860
Training and Placement Expenses	6,99,841
<b>Total</b>	<b>23,35,701</b>



6

Army Welfare Education Society  
 Army Institute Of Technology  
 Fixed Asset Summary  
 FY 2022-23

(Amounts in INR)

Particulars	Gross Block				Depreciation				Net Block	
	01-Apr-22	Additions	Deduct	31-Mar-23	01-Apr-22	Additions	Deletions	31-Mar-23	31-Mar-22	31-Mar-23
College A/c	26,67,61,298	3,35,97,760	-	30,03,59,058	19,16,89,713	97,34,577	-	20,14,24,290	7,50,71,585	9,89,34,768
Hostel A/c	20,83,42,294	1,82,49,558	-	22,65,91,852	5,72,00,945	62,94,160	-	6,34,95,105	15,11,41,350	16,30,96,748
	47,51,03,593	5,18,47,318	-	52,69,50,911	24,88,90,658	1,60,28,737	-	26,49,19,395	22,62,12,935	26,20,31,516



Army Welfare Education Society  
 Army Institute Of Technology (Hostel Account)  
 Notes To Financial Statements for the year ended as on March 31, 2023  
 FY 2022-23

5(b). Fixed Assets

(Amounts in INR)

Sr No	Particulars	Gross Block				Rate	Depreciation				Net Block	
		01-Apr-22	Additions	Deletions	31-Mar-23		01-Apr-22	Additions	Deletions	31-Mar-23	31-Mar-22	31-Mar-23
1	Furniture & Fixture	61,92,919	17,92,208	-	79,85,127	10%	35,26,693	4,45,843	-	39,72,536	26,66,226	40,12,591
2	Television Set	2,41,887	-	-	2,41,887	25%	1,99,685	10,551	-	2,10,236	42,202	31,651
3	Kitchen Equipment	9,74,643	-	-	9,74,643	20%	7,85,653	37,798	-	8,23,451	1,88,990	1,51,192
4	Water Cooler Equipment	9,06,904	-	-	9,06,904	10%	4,39,899	46,701	-	4,86,600	4,67,005	4,20,304
5	Fan	12,82,598	24,399	-	13,06,997	25%	9,55,634	87,841	-	10,43,475	3,26,965	2,63,523
6	Bio Metric Attendance Machine	2,35,520	-	-	2,35,520	10%	97,519	13,800	-	1,11,319	1,38,001	1,24,201
7	Solar Water Heater Tank	1,71,481	-	-	1,71,481	10%	95,251	7,623	-	1,02,874	76,230	68,607
8	Fire extigusher	85,792	-	-	85,792	10%	50,058	3,573	-	53,631	35,734	32,161
9	Water Purifier	5,04,588	-	-	5,04,588	10%	2,28,243	27,635	-	2,55,878	2,76,345	2,48,710
10	Deep Freezer (Vertical)	72,000	-	-	72,000	10%	51,665	2,034	-	53,699	20,335	18,301
11	Renovation/Maint of AIT Bldgs	65,37,628	1,29,74,155	-	1,95,11,783	10%	37,00,236	15,81,155	-	52,81,391	28,37,392	1,42,30,392
12	WI FI Facilities	25,00,539	-	-	25,00,539	10%	17,73,968	72,657	-	18,46,625	7,26,571	6,53,914
13	Invertor	87,700	-	-	87,700	25%	72,092	3,902	-	75,994	15,608	11,706
14	Refrigerator	24,612	-	-	24,612	10%	11,532	1,308	-	12,840	13,080	11,772
15	Vacum Cleaner	1,52,842	-	-	1,52,842	10%	54,307	9,854	-	64,161	98,535	88,681
16	Benches	1,26,200	-	-	1,26,200	10%	51,680	7,452	-	59,132	74,520	67,068
17	AC for Hostel	2,33,899	-	-	2,33,899	10%	78,498	15,540	-	94,038	1,55,401	1,39,861
18	1.5 HP Submersible Pump	53,833	-	-	53,833	10%	18,513	3,532	-	22,045	35,320	31,788
19	3 HP Submersible Pump for Fountain	27,022	-	-	27,022	10%	9,293	1,773	-	11,066	17,729	15,956
20	SHP Diesel Engine with MID Pump	99,919	-	-	99,919	10%	30,359	6,956	-	37,315	69,560	62,604
21	Designed Roofing Sheet Material	84,370	-	-	84,370	10%	29,015	5,536	-	34,551	55,355	49,819
22	Geysers For BH	70,352	24,900	-	95,252	10%	24,195	7,106	-	31,301	46,157	63,951
23	Hand Tools Equipt for Project Works	49,914	-	-	49,914	10%	17,165	3,275	-	20,440	32,749	29,474
24	Led Street Light	11,872	-	-	11,872	10%	4,083	779	-	4,862	7,789	7,010
25	PG in Girls Hostel	40,914	-	-	40,914	10%	14,070	2,684	-	16,754	26,844	24,160
26	Pillar Cock	1,45,539	-	-	1,45,539	10%	50,052	9,549	-	59,601	95,487	85,938
27	Samiyana for Multi Function	49,466	-	-	49,466	10%	17,012	3,245	-	20,257	32,454	29,209
28	Sintex Water Tank 5000 Ltr	43,834	1,01,030	-	1,44,864	10%	15,075	12,979	-	28,054	28,759	1,16,810
29	Walk Behind Scrubber & Drier Machine	4,23,620	-	-	4,23,620	10%	1,45,683	27,794	-	1,73,477	2,77,937	2,50,143
30	Water Geysers for Vishweswarya Hostel	12,800	-	-	12,800	10%	4,402	840	-	5,242	8,398	7,558
31	Water Meters For Family Qtr	1,08,324	-	-	1,08,324	10%	37,252	7,107	-	44,359	71,072	63,965
32	Accn & Guest Room (H)	13,56,58,868	-	-	13,56,58,868	2%	3,87,56,222	19,38,053	-	4,06,94,275	9,69,02,646	9,49,64,593
33	Hostel Bldgs (H) Flank	3,27,91,799	-	-	3,27,91,799	2%	52,01,381	5,51,808	-	57,53,189	2,75,90,418	2,70,38,610
34	Additional Dining Hall	8,24,707	-	-	8,24,707	2%	16,494	16,164	-	32,658	8,08,213	7,92,049
35	Dormitory Hostel	17,27,288	-	-	17,27,288	10%	1,72,729	1,55,456	-	3,28,185	15,54,559	13,99,103
36	Fabricated Hostel	14,30,406	-	-	14,30,406	10%	1,43,041	1,28,737	-	2,71,778	12,87,365	11,58,628
37	New Boys Hostel	10,37,355	-	-	10,37,355	2%	20,747	20,332	-	41,079	10,16,608	9,96,276
38	New Oac Area	10,31,591	-	-	10,31,591	2%	20,632	20,219	-	40,851	10,10,959	9,90,740
39	Sn Bose Dormitory Hostel Exp	9,76,257	-	-	9,76,257	2%	19,525	19,135	-	38,660	9,56,732	9,37,597
40	Atta Dough Kneeder	20,768	-	-	20,768	10%	5,628	1,514	-	7,142	15,140	13,626
41	CCTV Camera	1,59,786	24,88,974	-	26,48,760	25%	71,566	6,44,299	-	7,15,865	88,220	19,32,895
42	Sports Equipments	3,08,421	34,622	-	3,43,043	10%	76,252	26,679	-	1,02,931	2,32,169	2,40,112
43	Sprinkler	28,674	-	-	28,674	10%	7,771	1,090	-	9,861	20,903	18,813
44	Rain Water Harvesting	1,07,92,844	-	-	1,07,92,844	2%	1,00,174	2,13,853	-	3,14,027	1,06,92,670	1,04,78,817
45	Carrom Board	-	13,500	-	13,500	10%	-	1,350	-	1,350	-	12,150
46	MS Book Rack	-	2,67,388	-	2,67,388	10%	-	2,67,399	-	26,739	-	2,40,649
47	Pool Table	-	96,320	-	96,320	10%	-	9,632	-	9,632	-	86,688
48	Steel Bed/ Table	-	2,34,968	-	2,34,968	10%	-	23,497	-	23,497	-	2,11,471
49	TT Table Champ	-	20,000	-	20,000	10%	-	2,000	-	2,000	-	18,000
50	Dustbin	-	47,680	-	47,680	10%	-	4,768	-	4,768	-	42,912
51	Fogging Machine	-	34,250	-	34,250	15%	-	5,138	-	5,138	-	29,112
52	Grass Cuter Machine	-	60,000	-	60,000	15%	-	9,000	-	9,000	-	51,000
53	Insect Killer Machine	-	35,164	-	35,164	15%	-	5,275	-	5,275	-	29,889
	<b>Total</b>	<b>20,83,42,294</b>	<b>1,82,49,558</b>	<b>-</b>	<b>22,65,91,852</b>		<b>5,72,00,945</b>	<b>62,94,160</b>	<b>-</b>	<b>6,34,95,105</b>	<b>15,11,41,350</b>	<b>16,30,96,748</b>




8

Army Welfare Education Society  
 Army Institute Of Technology (College Account)  
 Notes To Financial Statements for the year ended as on March 31, 2023

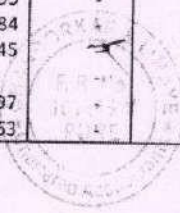
(Amounts in INR)

5(a). Fixed Assets

Sr No	Particulars	Gross Block	Additions	Deletions	Gross Block	Rate	Depreciation	Additions	Deletions	Depreciation	Net Block as on	Net Block as on
		01-Apr-22			31-Mar-23		01-Apr-22			31-Mar-23	31-Mar-22	31-Mar-23
<b>I Vehicles</b>												
1	Hero Honda	37,569	-	-	37,569	15%	28,867	1,305	-	30,172	8,702	7,397
2	TATA Car	8,13,750	-	-	8,13,750	15%	5,92,010	33,261	-	6,25,271	2,21,740	1,88,479
3	Bolero Camper	6,32,647	-	-	6,32,647	15%	4,29,835	30,422	-	4,60,256	2,02,812	1,72,391
4	Force motor (Mini Bus)	13,50,125	-	-	13,50,125	15%	8,40,926	76,380	-	9,17,306	5,09,199	4,32,819
5	Xylo	9,67,352	-	-	9,67,352	15%	6,02,527	54,724	-	6,57,251	3,64,825	3,10,101
6	Tata (Ambulance)	-	17,95,114	-	17,95,114	15%	-	2,69,267	-	2,69,267	-	15,25,847
	<b>Subtotal</b>	<b>38,01,443</b>	<b>17,95,114</b>	<b>-</b>	<b>55,96,557</b>		<b>24,94,164</b>	<b>4,65,359</b>	<b>-</b>	<b>29,59,523</b>	<b>13,07,279</b>	<b>26,37,034</b>
<b>II Laboratory &amp; Workshop Equipment</b>												
1	ASGE Dept	63,56,099	-	-	63,56,099	25%	56,82,306	1,68,448	-	58,50,755	6,73,793	5,05,345
2	Computer Lab Equipment	2,70,35,835	9,97,995	-	2,80,33,830	25%	2,56,14,736	6,04,773	-	2,62,19,510	14,21,099	18,14,320
3	Electronics Lab Equipment	2,58,01,288	-	-	2,58,01,288	25%	2,42,89,203	3,78,021	-	2,46,67,224	15,12,085	11,34,063
4	Mechanical Lab Equipment	1,73,57,592	-	-	1,73,57,592	25%	1,64,94,496	2,15,774	-	1,67,10,270	8,63,095	6,47,322
5	Workshop Equipment	65,65,788	-	-	65,65,788	25%	65,59,626	1,541	-	65,61,166	6,163	4,622
6	IT Lab Equipment	1,64,92,430	-	-	1,64,92,430	25%	1,40,99,242	5,98,297	-	1,46,97,539	23,93,188	17,94,891
7	E&TC Expansion	28,07,381	-	-	28,07,381	25%	24,28,525	94,714	-	25,23,239	3,78,856	2,84,142
8	IT Infrastructure	96,58,590	-	-	96,58,590	25%	80,88,726	3,92,466	-	84,81,192	15,69,864	11,77,398
9	ME (Design)	32,83,944	-	-	32,83,944	25%	25,44,591	1,84,838	-	27,29,429	7,39,353	5,54,515
10	Increase intake in Comp	22,36,017	-	-	22,36,017	25%	16,14,266	1,55,438	-	17,69,704	6,21,751	4,66,313
	<b>Subtotal</b>	<b>11,75,94,964</b>	<b>9,97,995</b>	<b>-</b>	<b>11,85,92,959</b>		<b>10,74,15,719</b>	<b>27,94,310</b>	<b>-</b>	<b>11,02,10,029</b>	<b>1,01,79,246</b>	<b>83,82,930</b>
<b>III Other Non Recurring Equipment</b>												
1	Air Cooler Equipment	1,45,049	-	-	1,45,049	10%	65,004	8,004	-	73,009	80,045	72,040
2	Aquaguard	48,854	-	-	48,854	10%	48,854	-	-	48,854	-	-
3	Fire Extinguisher	5,63,830	3,05,717	-	8,69,547	10%	2,77,840	59,171	-	3,37,011	2,85,990	5,32,536
4	Office Equipment	22,98,008	9,07,870	-	32,05,878	25%	19,96,770	3,02,277	-	22,99,047	3,01,238	9,06,831
5	Sports Equipment	2,68,687	-	-	2,68,687	10%	2,26,136	4,255	-	2,30,391	42,551	38,296
6	Telephone Exchange Equipment	13,23,812	-	-	13,23,812	10%	12,06,595	11,722	-	12,18,317	1,17,217	1,05,495
7	Sport Courts	28,10,385	-	-	28,10,385	10%	18,59,844	93,595	-	19,53,439	9,50,541	8,56,946
8	Water Cooler	8,05,007	-	-	8,05,007	10%	5,38,649	26,636	-	5,65,285	2,66,358	2,39,722
9	Musical Instrument	2,22,430	-	-	2,22,430	25%	2,22,430	-	-	2,22,430	-	-
10	Camera	2,46,951	73,203	-	3,20,154	25%	1,62,041	39,528	-	2,01,569	84,910	1,18,585
11	Pool Table	92,396	-	-	92,396	10%	92,396	-	-	92,396	-	-
12	Gen Set	18,75,385	-	-	18,75,385	25%	18,63,547	2,960	-	18,66,506	11,838	8,879
13	Air Conditioners	26,84,033	2,43,366	-	29,27,399	10%	17,78,018	1,14,938	-	18,92,956	9,06,015	10,34,443
14	Bences	48,950	-	-	48,950	10%	48,950	-	-	48,950	-	-
15	Parking	2,27,505	-	-	2,27,505	5%	1,76,507	2,550	-	1,79,057	50,998	48,448
16	Dustbins	1,87,759	22,126	-	2,09,885	10%	95,294	11,459	-	1,06,753	92,465	1,03,132
17	Fan	12,07,816	4,18,420	-	16,26,236	25%	6,62,466	2,40,943	-	9,03,408	5,45,350	7,22,828
18	Kitchen Equipment	98,210	-	-	98,210	20%	98,210	-	-	98,210	-	-
19	Raw Water Filter	43,615	-	-	43,615	10%	43,615	-	-	43,615	-	-
20	Refrigerators	64,597	-	-	64,597	10%	54,646	995	-	55,641	9,951	8,956
21	Video Projector	20,35,363	70,272	-	21,05,635	25%	18,76,898	57,184	-	19,34,083	1,58,465	1,71,552
22	UPS	16,41,888	9,09,150	-	25,51,038	25%	9,30,460	4,05,145	-	13,35,604	7,11,428	12,15,434
23	Anti Virus Software	2,21,000	-	-	2,21,000	25%	2,21,000	-	-	2,21,000	-	-
24	Internet Project	5,74,711	-	-	5,74,711	25%	5,73,521	297	-	5,73,819	1,190	892
25	Gym Equipmewt	3,17,802	-	-	3,17,802	15%	2,98,050	2,963	-	3,01,013	19,752	16,789



9



Army Welfare Education Society

Army Institute Of Technology (College Account)

Notes To Financial Statements for the year ended as on March 31, 2023

(Amounts in INR)

5(a). Fixed Assets

Sr No	Particulars	Gross Block	Additions	Deletions	Gross Block	Rate	Depreciation	Additions	Deletions	Depreciation	Net Block as on	Net Block as on
		01-Apr-22			31-Mar-23		01-Apr-22			31-Mar-23	31-Mar-22	31-Mar-23
26	Net Workingof Centai Soutware	4,10,539	-	-	4,10,539	25%	4,10,539	-	-	4,10,539	-	-
27	Time Attandance Machine	3,69,860	-	-	3,69,860	10%	1,54,001	21,586	-	1,75,587	2,15,859	1,94,273
28	Television	3,79,518	52,990	-	4,32,508	25%	2,86,875	36,408	-	3,23,283	92,643	1,09,225
29	water Purifier	1,95,514	-	-	1,95,514	10%	1,18,058	7,746	-	1,25,803	77,456	69,711
30	CCTV Camara	16,89,017	1,76,146	-	18,65,163	25%	7,94,928	2,67,559	-	10,62,487	8,94,089	8,02,676
31	Batteries	3,06,449	5,49,699	-	8,56,148	25%	1,20,213	1,83,984	-	3,04,197	1,86,236	5,51,951
32	Digital Language Software	1,48,631	-	-	1,48,631	25%	1,48,631	-	-	1,48,631	-	-
33	Electric Pole	32,000	-	-	32,000	25%	32,000	-	-	32,000	-	-
34	Printer/Scanner/Harddisk/Web Camera	10,45,976	8,38,024	-	18,84,000	25%	6,61,469	3,05,633	-	9,67,102	3,84,507	9,16,898
35	AIT Main Gate	13,01,209	-	-	13,01,209	25%	12,13,278	21,983	-	12,35,261	87,931	65,948
36	MS Rack Book	91,000	-	-	91,000	25%	84,850	1,537	-	86,388	6,150	4,612
37	Digital Copy Printer	1,07,354	-	-	1,07,354	25%	1,07,354	-	-	1,07,354	-	-
38	Water Tank	5,81,047	-	-	5,81,047	25%	2,78,303	75,686	-	3,53,989	3,02,744	2,27,058
39	Sony Camera	12,010	-	-	12,010	25%	11,108	225	-	11,334	902	676
40	12 kva solar plant / Heater	8,62,138	-	-	8,62,138	25%	7,16,881	36,314	-	7,53,195	1,45,257	1,08,943
41	Bio Metric / Face ID Machine	3,43,411	3,52,079	-	6,95,490	25%	2,24,398	1,17,773	-	3,42,171	1,19,013	3,53,319
42	Tech Eqpt	2,82,26,431	-	-	2,82,26,431	25%	2,47,19,019	8,76,853	-	2,55,95,872	35,07,412	26,30,559
43	Washing Machine	58,000	-	-	58,000	25%	44,236	3,441	-	47,677	13,764	10,323
44	Video Conferencing	5,16,146	-	-	5,16,146	25%	3,55,017	40,282	-	3,95,299	1,61,129	1,20,847
45	25 HP Water Pump Kirloskar	1,57,475	4,000	-	1,61,475	25%	81,213	20,066	-	1,01,278	76,262	60,197
46	Sports Eqpt	8,26,287	-	-	8,26,287	25%	3,09,438	1,29,212	-	4,38,650	5,16,849	3,87,637
47	Tally Software-6.3	31,334	20,060	-	51,394	25%	23,117	7,069	-	30,186	8,216	21,207
48	5Hp Openwell Submersible Pump Set	1,16,414	-	-	1,16,414	25%	71,347	11,267	-	82,614	45,067	33,800
49	Automatic Shoe Shine Machine	12,527	-	-	12,527	25%	12,527	-	-	12,527	-	-
50	Compressor for Cutting Hard Rock of Sewage Li	9,844	-	-	9,844	25%	9,844	-	-	9,844	-	-
51	Contruccion of Shed for Two Wheeler Parking -	1,27,118	-	-	1,27,118	25%	86,897	10,055	-	96,952	40,221	30,166
52	Fabrication Mtrl for Constr of West Fencing	1,39,738	-	-	1,39,738	25%	95,524	11,053	-	1,06,578	44,214	33,160
53	Geyser	18,950	-	-	18,950	25%	12,495	1,614	-	14,109	6,455	4,841
54	Hand Wireless Microphone Syatems	1,73,162	-	-	1,73,162	25%	1,04,770	17,098	-	1,21,868	68,392	51,294
55	Procurement of Eqpt for Telephone Exchange	4,56,247	-	-	4,56,247	25%	2,06,794	62,363	-	2,69,157	2,49,453	1,87,090
56	Sentex Tank	9,409	-	-	9,409	25%	6,432	744	-	7,176	2,977	2,233
57	Sintex Water Tank 5000 Ltr	1,51,250	-	-	1,51,250	25%	93,847	14,351	-	1,08,197	57,403	43,053
58	Symphony Touch 35 Cooler	29,976	-	-	29,976	25%	13,587	4,097	-	17,684	16,389	12,292
59	Telephone Instruments	69,991	31,536	-	1,01,527	25%	28,394	18,283	-	46,677	41,597	54,850
60	Water Cooler Compressor	75,748	-	-	75,748	25%	20,807	13,735	-	34,542	54,941	41,206
61	Water Dispenser & Beetal Phone	29,040	-	-	29,040	25%	13,162	3,969	-	17,132	15,878	11,908
62	Vaccum Cleaner	675	-	-	675	25%	675	-	-	675	-	-
63	Insect Killer Machine	14,396	-	-	14,396	25%	5,650	2,186	-	7,837	8,746	6,559
	Subtotal	5,91,79,872	49,74,658	-	6,41,54,530		4,70,95,417	37,08,796	-	5,08,04,213	1,20,84,455	1,33,50,317
IV	Library											
1	Library Books	1,07,94,160	6,58,434	-	1,14,52,594	15%	91,33,394	3,47,880	-	94,81,274	16,60,766	19,71,320
2	Library Equipment	12,27,501	6,20,983	-	18,48,484	15%	9,82,681	1,29,870	-	11,12,552	2,44,820	7,35,932
	Subtotal	1,20,21,661	12,79,417	-	1,33,01,078		1,01,16,075	4,77,750	-	1,05,93,825	19,05,586	27,07,253



10

Army Welfare Education Society

Army Institute Of Technology (College Account)

Notes To Financial Statements for the year ended as on March 31, 2023

(Amounts in INR)

Sr No	Particulars	Gross Block	Additions	Deletions	Gross Block	Rate	Depreciation	Additions	Deletions	Depreciation	Net Block as on	Net Block as on
		01-Apr-22			31-Mar-23		01-Apr-22			31-Mar-23	31-Mar-22	31-Mar-23
<b>5(a). Fixed Assets</b>												
V	<b>Furniture &amp; Fixtures</b>											
1	Furniture & Fixtures	1,09,84,182	60,57,468	-	1,70,41,650	10%	71,33,317	9,90,833	-	81,24,151	38,50,864	89,17,499
2	Soft Furnishings	6,32,411	-	-	6,32,411	10%	6,23,350	906	-	6,24,256	9,061	8,155
3	Sintex Door	1,893	-	-	1,893	10%	1,893	-	-	1,893	-	-
4	Almirah	4,63,261	-	-	4,63,261	10%	3,12,530	15,073	-	3,27,603	1,50,731	1,35,658
	Subtotal	1,20,81,747	60,57,468	-	1,81,39,215		80,71,091	10,06,812	-	90,77,903	40,10,656	90,61,312
VI	<b>Buildings</b>											
1	Constr on New Bldgs	4,64,27,197	-	-	4,64,27,197	2%	74,73,404	7,79,076	-	82,52,479	3,89,53,793	3,81,74,718
2	STP	48,13,740	-	-	48,13,740	2%	11,87,272	72,529	-	12,59,801	36,26,468	35,53,939
3	Renovation/Maint of AIT Bldgs	40,31,488	1,32,81,242	-	1,73,12,730	2%	18,86,578	3,08,523	-	21,95,101	21,44,910	1,51,17,629
4	Raman Theater	50,05,896	-	-	50,05,896	2%	48,24,396	3,630	-	48,28,026	1,81,500	1,77,870
5	Resurfacing of AIT Road	15,43,077	12,40,593	-	27,83,670	2%	11,05,397	33,565	-	11,38,963	4,37,680	16,44,707
6	AIT Building/Hostel Accn & Guest Rooms	2,60,213	-	-	2,60,213	2%	20,201	4,800	-	25,001	2,40,012	2,35,212
7	Sarv Dharm Sthal	-	9,92,208	-	9,92,208	2%	-	19,844	-	19,844	-	9,72,364
8	Lift for Divyang person	-	20,00,000	-	20,00,000	2%	-	40,000	-	40,000	-	19,60,000
9	Front Lawn	-	9,79,065	-	9,79,065	2%	-	19,581	-	19,581	-	9,59,484
	Subtotal	6,20,81,611	1,84,93,108	-	8,05,74,719		1,64,97,247	12,81,549	-	1,77,78,797	4,55,84,364	6,27,95,922
	<b>Total</b>	<b>26,67,61,298</b>	<b>3,35,97,760</b>	<b>-</b>	<b>30,03,59,058</b>		<b>19,16,89,713</b>	<b>97,34,577</b>	<b>-</b>	<b>20,14,24,290</b>	<b>7,50,71,585</b>	<b>9,89,34,768</b>



(=)

Expenditure As Per Audited Report : FY 2022-23			
Expenditure for Infrastructure Augmentation(INR in Lakh)			
Ser	Particular	Amount	Page No of Audited Statement
1	Development Expenses for Renovation/Replacement/Civil & Maintence	134.62	13
2	Depreciation on Asset	97.34	14
2	Expenses on Non Recurring Fixed Asset	518.47	15 TO 19
	Total	750.43	



12



(Amounts in INR)

12(a) Development Expenses (College)

Particulars	College
Renovation of Sarav Dharm Sthal	9,05,156
Painting in Academic Block	31,83,695
Renovation of Digital Lib (It Dpt)	4,97,980
Renovation of Family Qtrs	45,47,409
Renovation /Repair of Toilets	29,59,870
Roof Treatment of Academic Block	20,73,673
Renovation Of Toilets in Academics Blocks	35,73,176
Replacement of Lab Equipments & Other Accessories	8,30,320
Replacement of Verandah Flooring in Academic Bloack	6,70,120
Replacement /renovation Class Room Flooring	4,99,288
Replacment /renewal of Roof Membeance/water Proofin	13,32,274
Civil & Maint (College)	9,79,677
Cement Maint Work	58,292
Daly Maint Work (2022)	3,29,796
Electrical Material (2022)	2,68,985
Electrical Work E &Tc Lab	23,571
Extra Duty (2022)	39,200
Fabrication Material for Wating Room	1,48,758
Flex.	2,250
Hardware Material(2022)	97,848
Maint of Ro System	12,823
Maint Work in Ait(2022)	10,48,246
Material for MI Room	34,429
Repair of Ac (2022)	6,800
Material for NBA	2,43,593
Paint Boys Hostel	4,94,481
Paint Material (2022)	3,28,198
Plumbing Items (2022)	1,35,691
Rainy Seasons Items	1,06,260
Repari & Maint AIT Equ(2022)	37,922
Housekeeping Material	3,91,567
Rod for Cricket Ground	18,190
<b>Total</b>	<b>2,58,79,538</b>



134.62 lakh  
Exp for page No.13  
Development expenses for renovation/replacement/civil and maintenance

124.16 lakh  
Exp for page No.24

13

ARMY INSTITUTE OF TECHNOLOGY  
Income and Expenditure Account for the year ended as on March 31, 2023  
College

EXPENDITURE	Note No.	AMOUNT (in INR)	AMOUNT (in INR)	INCOME	Note No.	AMOUNT (in INR)	AMOUNT (in INR)
Tuition Fund - Employee Pay & Allowances	11	18,31,36,865	18,31,36,865	Tuition Fund - Tuitions Fees Received		28,31,32,628	28,31,32,628
Development Fund - Development Expenses for Renovation / replacement/ Civil & maintenance Work - Depreciation	12(a) 5(a)	2,58,79,538 97,34,577	3,56,14,115	College Fund - Interest on Investment - Rent & Allied Charges		4,90,15,618 13,95,526	5,04,11,143
College Fund - Operational Expense - Departmental Expenditure - Expenses for Student Activities - Staff & Student workshop expenses - University Fees - Expenses for Value added Courses - Uniform Expenses	13 14 15 16	1,16,72,685 97,68,359 65,53,746 23,35,701 15,90,389 38,99,496 37,97,426	3,96,17,803				
Surplus Carried Over Balance Sheet			7,51,74,988				
<b>TOTAL</b>			<b>33,35,43,771</b>	<b>TOTAL</b>			<b>33,35,43,771</b>



15

As per our Report of even date

For Chandorkar and Limaye  
Chartered Accountants  
Firm Reg No: 0101669W

*[Signature]*

CA S M Chandorkar  
Partner M.No. 037777  
UDIN : 2303777786rXA XVI 6 12  
Place : Pune  
Date: 12.09.2023



For Army Institute of Technology

*[Signature]*  
Director  
Army Institute of Technology  
Dighi Hills, Pune-411015.

*[Signature]*  
Joint Director  
Joint Director  
Army Institute of Technology  
Dighi Hills, Pune-411 015.

Army Welfare Education Society  
 Army Institute Of Technology  
 Fixed Asset Summary  
 FY 2022-23

(Amounts in INR)

Particulars	Gross Block				Depreciation				Net Block	
	01-Apr-22	Additions	Deduct	31-Mar-23	01-Apr-22	Additions	Deletions	31-Mar-23	31-Mar-22	31-Mar-23
College A/c	26,67,61,298	3,35,97,760	-	30,03,59,058	19,16,89,713	97,34,577	-	20,14,24,290	7,50,71,585	9,89,34,768
Hostel A/c	20,83,42,294	1,82,49,558	-	22,65,91,852	5,72,00,945	62,94,160	-	6,34,95,105	15,11,41,350	16,30,96,748
	47,51,03,593	5,18,47,318	-	52,69,50,911	24,88,90,658	1,60,28,737	-	26,49,19,395	22,62,12,935	26,20,31,516



15

15

Army Welfare Education Society

Army Institute Of Technology (Hostel Account)

Notes To Financial Statements for the year ended as on March 31, 2023

FY 2022-23

5(b). Fixed Assets

(Amounts in INR)

Sr No	Particulars	Gross Block				Rate	Depreciation				Net Block	
		01-Apr-22	Additions	Deletions	31-Mar-23		01-Apr-22	Additions	Deletions	31-Mar-23	31-Mar-22	31-Mar-23
		1	Furniture & Fixture	61,92,919	17,92,208		-	79,85,127	10%	35,26,693	4,45,843	-
2	Television Set	2,41,887	-	-	2,41,887	25%	1,99,685	10,551	-	2,10,236	42,202	31,651
3	Kitchen Equipment	9,74,643	-	-	9,74,643	20%	7,85,653	37,798	-	8,23,451	1,88,990	1,51,192
4	Water Cooler Equipment	9,06,904	-	-	9,06,904	10%	4,39,899	46,701	-	4,86,600	4,67,005	4,20,304
5	Fan	12,82,598	24,399	-	13,06,997	25%	9,55,634	87,841	-	10,43,475	3,26,965	2,63,523
6	Bio Metric Attendance Machine	2,35,520	-	-	2,35,520	10%	97,519	13,800	-	1,11,319	1,38,001	1,24,201
7	Solar Water Heater Tank	1,71,481	-	-	1,71,481	10%	95,251	7,623	-	1,02,874	76,230	68,607
8	Fire extingusher	85,792	-	-	85,792	10%	50,058	3,573	-	53,631	35,734	32,151
9	Water Purifier	5,04,588	-	-	5,04,588	10%	2,28,243	27,635	-	2,55,878	2,76,345	2,48,710
10	Deep Freezer (Vertical)	72,000	-	-	72,000	10%	51,665	2,034	-	53,699	20,335	18,301
11	Renovation/Maint of AIT Bldgs	65,37,628	1,29,74,155	-	1,95,11,783	10%	37,00,236	15,81,155	-	52,81,391	28,37,392	1,42,30,392
12	Wi Fi Facilities	25,00,539	-	-	25,00,539	10%	17,73,968	72,657	-	18,46,625	7,26,571	6,53,914
13	Invertor	87,700	-	-	87,700	25%	72,092	3,902	-	75,994	15,608	11,706
14	Refrigertaor	24,612	-	-	24,612	10%	11,532	1,308	-	12,840	13,080	11,772
15	Vacum Cleaner	1,52,842	-	-	1,52,842	10%	54,307	9,854	-	64,161	98,535	88,681
16	Benches	1,26,200	-	-	1,26,200	10%	51,680	7,452	-	59,132	74,520	67,068
17	AC for Hostel	2,33,899	-	-	2,33,899	10%	78,498	15,540	-	94,038	1,55,401	1,39,861
18	1.5 HP Submersible Pump	53,833	-	-	53,833	10%	18,513	3,532	-	22,045	35,320	31,788
19	3 HP Submersible Pump for Fountain	27,022	-	-	27,022	10%	9,293	1,773	-	11,066	17,729	15,956
20	SHP Diesel Engine with MID Pump	99,919	-	-	99,919	10%	30,359	6,956	-	37,315	69,560	62,604
21	Designed Roofing Sheet Material	84,370	-	-	84,370	10%	29,015	5,536	-	34,551	55,355	49,819
22	Geysar for BH	70,352	24,900	-	95,252	10%	24,195	7,105	-	31,301	46,157	63,951
23	Hand Tools Equipt for Project Works	49,914	-	-	49,914	10%	17,165	3,275	-	20,440	32,749	29,474
24	Led Steet Light	11,872	-	-	11,872	10%	4,083	779	-	4,862	7,789	7,010
25	PC in Girls Hostel	40,914	-	-	40,914	10%	14,070	2,684	-	16,754	26,844	24,160
26	Pillar Cock	1,45,539	-	-	1,45,539	10%	50,052	9,549	-	59,601	95,487	85,938
27	Samiyana for Multi Functon	49,466	-	-	49,466	10%	17,012	3,245	-	20,257	32,454	29,209
28	Sintex Water Tank 5000 Ltr	43,834	1,01,030	-	1,44,864	10%	15,075	12,979	-	28,054	28,759	1,16,810
29	Walk Behind Scrubber & Drier Machine	4,23,620	-	-	4,23,620	10%	1,45,683	27,794	-	1,73,477	2,77,937	2,50,143
30	Water Geysar for Vishweswarya Hostel	12,800	-	-	12,800	10%	4,402	840	-	5,242	8,398	7,558
31	Water Meters For Family Qtr	1,08,324	-	-	1,08,324	10%	37,252	7,107	-	44,359	71,072	63,965
32	Accn & Guest Room (H)	13,56,58,868	-	-	13,56,58,868	2%	3,87,56,222	19,38,053	-	4,06,94,275	9,69,02,646	9,49,64,593
33	Hostel Bldgs (H) Flank	3,27,91,799	-	-	3,27,91,799	2%	52,01,381	5,51,808	-	57,53,189	2,75,90,418	2,70,38,610
34	Additional Dining Hall	8,24,707	-	-	8,24,707	2%	16,494	16,164	-	32,658	8,08,213	7,92,049
35	Dormitory Hostel	17,27,288	-	-	17,27,288	10%	1,72,729	1,55,456	-	3,28,185	15,54,559	13,99,103
36	Fabricated Hostel	14,30,406	-	-	14,30,406	10%	1,43,041	1,28,737	-	2,71,778	12,87,365	11,58,628
37	New Boys Hostel	10,37,355	-	-	10,37,355	2%	20,747	20,332	-	41,079	10,16,608	9,96,276
38	New Oac Area	10,31,591	-	-	10,31,591	2%	20,632	20,219	-	40,851	10,10,959	9,90,740
39	Sn Bose Dormitory Hostel Exp	9,76,257	-	-	9,76,257	2%	19,525	19,135	-	38,660	9,56,732	9,37,597
40	Atta Dough Kneeder	20,768	-	-	20,768	10%	5,628	1,514	-	7,142	15,140	13,626
41	CCTV Camera	1,59,785	24,88,974	-	26,48,760	25%	71,566	6,44,299	-	7,15,865	88,220	19,32,895
42	Sports Equipments	3,08,421	34,622	-	3,43,043	10%	76,252	26,679	-	1,02,931	2,32,169	2,40,112
43	Sprinkler	28,674	-	-	28,674	10%	7,771	2,090	-	9,861	20,903	18,813
44	Rain Water Harvesting	1,07,92,844	-	-	1,07,92,844	2%	1,00,174	2,13,853	-	3,14,027	1,06,92,670	1,04,78,817
45	Carrom Board	-	13,500	-	13,500	10%	-	1,350	-	1,350	-	12,150
46	MS Book Rack	-	2,67,388	-	2,67,388	10%	-	26,739	-	26,739	-	2,40,649
47	Pool Table	-	96,320	-	96,320	10%	-	9,632	-	9,632	-	86,688
48	Steel Bed/ Table	-	2,34,968	-	2,34,968	10%	-	23,497	-	23,497	-	2,11,471
49	IT Table Champ	-	20,000	-	20,000	10%	-	2,000	-	2,000	-	18,000
50	Dustbin	-	47,680	-	47,680	10%	-	4,768	-	4,768	-	42,912
51	Fogging Machine	-	34,250	-	34,250	15%	-	5,138	-	5,138	-	29,112
52	Grass Cuter Machine	-	60,000	-	60,000	15%	-	9,000	-	9,000	-	51,000
53	Insect Killer Machine	-	35,164	-	35,164	15%	-	5,275	-	5,275	-	29,889
	Total	20,83,42,294	1,82,49,558	-	22,65,91,852		5,72,00,945	62,94,160	-	6,34,95,105	15,11,41,350	16,30,96,748



Army Welfare Education Society  
 Army Institute Of Technology (College Account)  
 Notes To Financial Statements for the year ended as on March 31, 2023

5(a). Fixed Assets

(Amounts in INR)

Sr No	Particulars	Gross Block	Additions	Deletions	Gross Block	Rate	Depreciation	Additions	Deletions	Depreciation	Net Block as on	Net Block as on
		01-Apr-22			31-Mar-23		01-Apr-22			31-Mar-23		
<b>I Vehicles</b>												
1	Hero Honda	37,569	-	-	37,569	15%	28,867	1,305	-	30,172	8,702	7,397
2	TATA Car	8,13,750	-	-	8,13,750	15%	5,92,010	33,261	-	6,25,271	2,21,740	1,88,479
3	Bolero Camper	6,32,647	-	-	6,32,647	15%	4,29,835	30,422	-	4,60,256	2,02,812	1,72,391
4	Force motor (Mini Bus)	13,50,125	-	-	13,50,125	15%	8,40,926	76,380	-	9,17,306	5,09,199	4,32,819
5	Xylo	9,67,352	-	-	9,67,352	15%	6,02,527	54,724	-	6,57,251	3,64,825	3,10,101
6	Tata (Ambulance)	-	17,95,114	-	17,95,114	15%	-	2,69,267	-	2,69,267	-	15,25,847
	Subtotal	38,01,443	17,95,114	-	55,96,557		24,94,164	4,65,359	-	29,59,523	13,07,279	26,37,034
<b>II Laboratory &amp; Workshop Equipment</b>												
1	ASGE Dept	63,56,099	-	-	63,56,099	25%	56,82,306	1,68,448	-	58,50,755	6,73,793	5,05,345
2	Computer Lab Equipment	2,70,35,835	9,97,995	-	2,80,33,830	25%	2,56,14,736	604,773	-	2,62,19,510	14,21,099	18,14,320
3	Electronics Lab Equipment	2,58,01,288	-	-	2,58,01,288	25%	2,42,89,203	3,78,021	-	2,46,67,224	15,12,085	11,34,063
4	Mechanical Lab Equipment	1,73,57,592	-	-	1,73,57,592	25%	1,64,94,496	2,15,774	-	1,67,10,270	8,63,095	6,47,322
5	Workshop Equipment	65,65,788	-	-	65,65,788	25%	65,59,626	1,541	-	65,61,166	6,163	4,622
6	IT Lab Equipment	1,64,92,430	-	-	1,64,92,430	25%	1,40,99,242	5,98,297	-	1,46,97,539	23,93,188	17,94,891
7	E&TC Expansion	28,07,381	-	-	28,07,381	25%	24,28,525	94,714	-	25,23,239	3,78,856	2,84,142
8	IT Infrastructure	96,58,590	-	-	96,58,590	25%	80,88,726	3,92,466	-	84,81,192	15,69,864	11,77,398
9	ME (Design)	32,83,944	-	-	32,83,944	25%	25,44,591	1,84,838	-	27,29,429	7,39,353	5,54,515
10	Increase intake in Comp	22,36,017	-	-	22,36,017	25%	16,14,266	1,55,438	-	17,69,704	6,21,751	4,66,313
	Subtotal	11,75,94,964	9,97,995	-	11,85,92,959		10,74,15,719	27,94,310	-	11,02,10,029	1,01,79,246	83,82,930
<b>III Other Non Recurring Equipment</b>												
1	Air Cooler Equipment	1,45,049	-	-	1,45,049	10%	65,004	8,004	-	73,009	80,045	72,040
2	Aquaguard	48,854	-	-	48,854	10%	48,854	-	-	48,854	-	-
3	Fire Extinguisher	5,63,830	3,05,717	-	8,69,547	10%	2,77,840	59,171	-	3,37,011	2,85,990	5,32,536
4	Office Equipment	22,98,008	9,07,870	-	32,05,878	25%	19,96,770	3,02,277	-	22,99,047	3,01,238	9,06,831
5	Sports Equipment	2,68,687	-	-	2,68,687	10%	2,26,136	4,255	-	2,30,391	42,551	38,296
6	Telephone Exchange Equipment	13,23,812	-	-	13,23,812	10%	12,06,595	11,722	-	12,18,317	1,17,217	1,05,495
7	Sport Courts	28,10,385	-	-	28,10,385	10%	18,59,844	93,595	-	19,53,439	9,50,541	8,56,946
8	Water Cooler	8,05,007	-	-	8,05,007	10%	5,38,649	25,636	-	5,65,285	2,66,358	2,39,722
9	Musical Instrument	2,22,430	-	-	2,22,430	25%	2,22,430	-	-	2,22,430	-	-
10	Camera	2,46,951	73,203	-	3,20,154	25%	1,62,041	39,528	-	2,01,569	84,910	1,18,585
11	Pool Table	92,396	-	-	92,396	10%	92,396	-	-	92,396	-	-
12	Gen Set	18,75,385	-	-	18,75,385	25%	18,63,547	1,960	-	18,66,506	11,838	8,879
13	Air Conditioners	26,84,033	2,43,366	-	29,27,399	10%	17,78,018	1,14,938	-	18,92,956	9,06,015	10,34,443
14	Bences	48,950	-	-	48,950	10%	48,950	-	-	48,950	-	-
15	Parking	2,27,505	-	-	2,27,505	5%	1,76,507	2,550	-	1,79,057	50,998	48,448
16	Dustbins	1,87,759	22,126	-	2,09,885	10%	95,294	11,459	-	1,06,753	92,465	1,03,132
17	Fan	12,07,816	4,18,420	-	16,26,236	25%	6,62,466	2,40,943	-	9,03,408	5,45,350	7,22,828
18	Kitchen Equipment	98,210	-	-	98,210	20%	98,210	-	-	98,210	-	-
19	Raw Water Filter	43,615	-	-	43,615	10%	43,615	-	-	43,615	-	-
20	Refrigerators	64,597	-	-	64,597	10%	54,646	995	-	55,641	9,951	8,956
21	Video Projector	20,35,363	70,272	-	21,05,635	25%	18,76,898	57,184	-	19,34,083	1,58,465	1,71,552
22	UPS	16,41,888	9,09,150	-	25,51,038	25%	9,30,460	4,05,145	-	13,35,604	7,11,428	12,15,434
23	Anti Virus Software	2,21,000	-	-	2,21,000	25%	2,21,000	-	-	2,21,000	-	-
24	Internet Project	5,74,711	-	-	5,74,711	25%	5,73,521	297	-	5,73,819	1,190	892
25	Gym Equipmwt	3,17,802	-	-	3,17,802	15%	2,98,050	2,963	-	3,01,013	19,752	16,789

CHANDORKAR & LIMKAR  
 F. R. No. 101669W  
 PUNE  
 Chartered Accountants

177

ARMY INSTITUTE OF TECHNOLOGY  
 PUNE  
 411 015

CHANDORKAR & LIMKAR  
 F. R. No. 101669W  
 PUNE  
 Chartered Accountants

Army Welfare Education Society

Army Institute Of Technology (College Account)

Notes To Financial Statements for the year ended as on March 31, 2023


(Amounts in INR)

5(a). Fixed Assets

Sr No	Particulars	Gross Block	Additions	Deletions	Gross Block	Rate	Depreciation	Additions	Deletions	Depreciation	Net Block as on	Net Block as on
		01-Apr-22			31-Mar-23		01-Apr-22			31-Mar-23	31-Mar-22	31-Mar-23
26	Net Working of Cental Sotwware	4,10,539	-	-	4,10,539	25%	4,10,539	-	-	4,10,539	-	-
27	Time Attandance Machine	3,69,860	-	-	3,69,860	10%	1,54,001	21,586	-	1,75,587	2,15,859	1,94,273
28	Television	3,79,518	52,990	-	4,32,508	25%	2,86,875	36,408	-	3,23,283	92,643	1,09,225
29	water Purifier	1,95,514	-	-	1,95,514	10%	1,18,058	7,746	-	1,25,803	77,456	69,711
30	CCTV Camara	16,89,017	1,76,146	-	18,65,163	25%	7,94,928	2,67,559	-	10,62,487	8,94,089	8,02,676
31	Batteries	3,06,449	5,49,699	-	8,56,148	25%	1,20,213	1,83,984	-	3,04,197	1,86,236	5,51,951
32	Digital Language Software	1,48,631	-	-	1,48,631	25%	1,48,631	-	-	1,48,631	-	-
33	Electric Pole	32,000	-	-	32,000	25%	32,000	-	-	32,000	-	-
34	Printer/Scanner/Harddisk/Web Camera	10,45,976	8,38,024	-	18,84,000	25%	6,61,469	3,05,633	-	9,67,102	3,84,507	9,16,898
35	AIT Main Gate	13,01,209	-	-	13,01,209	25%	12,13,278	21,983	-	12,35,261	87,931	65,948
36	MS Rack Book	91,000	-	-	91,000	25%	84,850	1,537	-	86,388	6,150	4,612
37	Digital Copy Printer	1,07,354	-	-	1,07,354	25%	1,07,354	-	-	1,07,354	-	-
38	Water Tank	5,81,047	-	-	5,81,047	25%	2,78,303	75,686	-	3,53,989	3,02,744	2,27,058
39	Sony Camera	12,010	-	-	12,010	25%	11,108	225	-	11,334	902	676
40	12 kva solar plant / Heater	8,62,138	-	-	8,62,138	25%	7,16,881	36,314	-	7,53,195	1,45,257	1,08,943
41	Bio Metric / Face ID Machine	3,43,411	3,52,079	-	6,95,490	25%	2,24,398	1,17,773	-	3,42,171	1,19,013	3,53,319
42	Tech Eqpt	2,82,26,431	-	-	2,82,26,431	25%	2,47,19,019	8,76,853	-	2,55,95,872	35,07,412	26,30,559
43	Washing Machine	58,000	-	-	58,000	25%	44,236	3,441	-	47,677	13,764	10,323
44	Video Conferencing	5,16,146	-	-	5,16,146	25%	3,55,017	40,282	-	3,95,299	1,61,129	1,20,847
45	25 HP Water Pump Kirloskar	1,57,475	4,000	-	1,61,475	25%	81,213	20,066	-	1,01,278	76,262	60,197
46	Sports Eqpt	8,26,287	-	-	8,26,287	25%	3,09,438	1,29,212	-	4,38,650	5,16,849	3,87,637
47	Tally Software-6.3	31,334	20,060	-	51,394	25%	23,117	7,069	-	30,186	8,216	21,207
48	5Hp Openwell Submersible Pump Set	1,16,414	-	-	1,16,414	25%	71,347	11,267	-	82,614	45,067	33,800
49	Automatic Shoe Shine Machine	12,527	-	-	12,527	25%	12,527	-	-	12,527	-	-
50	Compressor for Cutting Hard Rock of Sewage Li	9,844	-	-	9,844	25%	9,844	-	-	9,844	-	-
51	Contruccion of Shed for Two Wheeler Parking -	1,27,118	-	-	1,27,118	25%	86,897	10,055	-	96,952	40,221	30,166
52	Fabrication Mtrl for Constr of West Fencing	1,39,738	-	-	1,39,738	25%	95,524	11,053	-	1,06,578	44,214	33,160
53	Geyser	18,950	-	-	18,950	25%	12,495	1,614	-	14,109	6,455	4,841
54	Hand Wireless Microphone Systems	1,73,162	-	-	1,73,162	25%	1,04,770	17,098	-	1,21,868	68,392	51,294
55	Procurement of Eqpt for Telephone Exchange	4,56,247	-	-	4,56,247	25%	2,06,794	62,363	-	2,69,157	2,49,453	1,87,090
56	Sentex Tank	9,409	-	-	9,409	25%	6,432	744	-	7,176	2,977	2,233
57	Sintex Water Tank 5000 Ltr	1,51,250	-	-	1,51,250	25%	93,847	14,351	-	1,08,197	57,403	43,053
58	Symphony Touch 35 Cooler	29,976	-	-	29,976	25%	13,587	4,097	-	17,684	16,389	12,292
59	Telephone Instruments	69,991	31,536	-	1,01,527	25%	28,394	18,283	-	46,677	41,597	54,850
60	Water Cooler Compressor	75,748	-	-	75,748	25%	20,807	13,735	-	34,542	54,941	41,206
61	Water Despenser & Beetal Phone	29,040	-	-	29,040	25%	13,162	3,969	-	17,132	15,878	11,908
62	Vaccum Cleaner	675	-	-	675	25%	675	-	-	675	-	-
63	Insect Killer Machine	14,396	-	-	14,396	25%	5,650	2,186	-	7,837	8,746	6,559
	Subtotal	5,91,79,872	49,74,658	-	6,41,54,530		4,70,95,417	37,08,796	-	5,08,04,213	1,20,84,455	1,33,50,317
IV	Library											
1	Library Books	1,07,94,160	6,58,434	-	1,14,52,594	15%	91,33,394	3,47,880	-	94,81,274	16,60,766	19,71,320
2	Library Equipment	12,27,501	6,20,983	-	18,48,484	15%	9,82,681	1,29,870	-	11,12,552	2,44,820	7,35,932
	Subtotal	1,20,21,661	12,79,417	-	1,33,01,078		1,01,16,075	4,77,750	-	1,05,93,825	19,05,586	27,07,253



18



Army Welfare Education Society

Army Institute Of Technology (College Account)

Notes To Financial Statements for the year ended as on March 31, 2023

5(a). Fixed Assets

(Amounts in INR)

Sr No	Particulars	Gross Block	Additions	Deletions	Gross Block	Rate	Depreciation	Additions	Deletions	Depreciation	Net Block as on	Net Block as on
		01-Apr-22			31-Mar-23		01-Apr-22			31-Mar-23	31-Mar-22	31-Mar-23
V	<u>Furniture &amp; Fixtures</u>											
1	Furniture & Fixtures	1,09,84,182	60,57,468	-	1,70,41,650	10%	71,33,317	9,90,833	-	81,24,151	38,50,864	89,17,499
2	Soft Furnishings	6,32,411	-	-	6,32,411	10%	6,23,350	906	-	6,24,256	9,061	8,155
3	Sintex Door	1,893	-	-	1,893	10%	1,893	-	-	1,893	-	-
4	Almirah	4,63,261	-	-	4,63,261	10%	3,12,530	15,073	-	3,27,603	1,50,731	1,35,658
	Subtotal	1,20,81,747	60,57,468	-	1,81,39,215		80,71,091	10,06,812	-	90,77,903	40,10,656	90,61,312
VI	<u>Buildings</u>											
1	Constr on New Bldgs	4,64,27,197	-	-	4,64,27,197	2%	74,73,404	7,79,076	-	82,52,479	3,89,53,793	3,81,74,718
2	STP	48,13,740	-	-	48,13,740	2%	11,87,272	72,529	-	12,59,801	36,26,468	35,53,939
3	Renovation/Maint of AIT Bldgs	40,31,488	1,32,81,242	-	1,73,12,730	2%	18,86,578	3,08,523	-	21,95,101	21,44,910	1,51,17,629
4	Raman Theater	50,05,896	-	-	50,05,896	2%	48,24,396	3,630	-	48,28,026	1,81,500	1,77,870
5	Resurfacing of AIT Road	15,43,077	12,40,593	-	27,83,670	2%	11,05,397	33,565	-	11,38,963	4,37,680	16,44,707
6	AIT Building/Hostel Accn & Guest Rooms	2,60,213	-	-	2,60,213	2%	20,201	4,800	-	25,001	2,40,012	2,35,212
7	Sarv Dharm Sthal	-	9,92,208	-	9,92,208	2%	-	19,844	-	19,844	-	9,72,364
8	Lift for Divyang person	-	20,00,000	-	20,00,000	2%	-	40,000	-	40,000	-	19,60,000
9	Front Lawn	-	9,79,065	-	9,79,065	2%	-	19,581	-	19,581	-	9,59,484
	Subtotal	6,20,81,611	1,84,93,108	-	8,05,74,719		1,64,97,247	12,81,549	-	1,77,78,797	4,55,84,364	6,27,95,922
	<b>Total</b>	<b>26,67,61,298</b>	<b>3,35,97,760</b>	<b>-</b>	<b>30,03,59,058</b>		<b>19,16,89,713</b>	<b>97,34,577</b>	<b>-</b>	<b>20,14,24,290</b>	<b>7,50,71,585</b>	<b>9,89,34,768</b>



19

11

Expenditure As Per Audited Report : FY 2022-23			
Expenditure on maintenance of physical and academic support facilities excludng salary component (INR in Lakh) = B			
Ser	Particular	Amount	Page No of Audited Statement
1	Departmental Expenditure	97.68	21
2	Expenses on Student Activities	65.53	21
3	Staff & Students Workshop Expenses	23.35	21
4	Expenses for Value Addewd Course	38.99	22
5	Operational Expenses	89.57	23
7	Uniform Charges	37.98	22
8	Maintence Expenses	124.16	24
	Total	477.26	-



20



ARMY INSTITUTE OF TECHNOLOGY  
Notes To Financial Statements for the year ended as on March 31, 2023

14. Departmental Expenses

(Amounts in INR)

Particulars	College
ASGE Dept Revenue Expenditure	
- Anti Virus	38,607
- Lab Consumables	84,773
Comp Dept Revenue Expenditure	
- Anti Virus	94,164
- Lab Consumables	1,46,260
E&TC Dept Revenue Expenditure	
- Anti Virus	61,207
- Lab Consumables	4,15,168
- Matlab Campus Wide Suit for AIT	5,90,000
IT Dept Revenue Expenditure	
- Anti Virus	84,748
- Lab Consumables	10,76,004
IT Infrastructure Revenue Expenditure	
- Lab Consumables	55,882
- Renewal of Licenses	15,53,866
- Firewall	75,520
- Equipment Maintenance	6,87,553
Mech Design Dept Revenue Expenditure	
- Anti Virus	30,603
- Lab Consumables	8,74,238
Learning Resources(Library)	38,99,766
<b>Total</b>	<b>97,68,359</b>

15. Expenses for Student Activities

Particulars	College
Students Club Activities /Scholarship to Students	63,60,704
Admission/Counselling /Orientation	1,93,042
<b>Total</b>	<b>65,53,746</b>

16. Staff & Student workshop expenses

Particulars	College
Faculty and Students R&D Expenses	16,35,860
Training and Placement Expenses	6,99,841
<b>Total</b>	<b>23,35,701</b>



21

21

ARMY INSTITUTE OF TECHNOLOGY  
Income and Expenditure Account for the year ended as on March 31, 2023  
College

EXPENDITURE	Note No.	AMOUNT (in INR)	AMOUNT (in INR)	INCOME	Note No.	AMOUNT (in INR)	AMOUNT (in INR)
Tuition Fund - Employee Pay & Allowances	11	18,31,36,865	18,31,36,865	Tuition Fund - Tuitions Fees Received		28,31,32,628	28,31,32,628
Development Fund - Development Expenses for Renovation / replacement/ Civil & maintenance Work - Depreciation	12(a) 5(a)	2,58,79,538 97,34,577	3,56,14,115	College Fund - Interest on Investment - Rent & Allied Charges		4,90,15,618 13,95,526	5,04,11,143
College Fund - Operational Expense - Departmental Expenditure - Expenses for Student Activities - Staff & Student workshop expenses - University Fees - Expenses for Value added Courses - Uniform Expenses	13 14 15 16	1,16,72,685 97,68,359 65,53,746 23,35,701 15,90,389 38,99,496 37,97,426	3,96,17,803				
Surplus Carried Over Balance Sheet			7,51,74,988				
<b>TOTAL</b>			<b>33,35,43,771</b>	<b>TOTAL</b>			<b>33,35,43,771</b>

As per our Report of even date

For Chandorkar and Limaye  
Chartered Accountants  
Firm Reg No: 0101669W

*Chandorkar*

CA S M Chandorkar  
Partner M.No. 037777  
UDIN : 23037777BgXAXVI612  
Place : Pune  
Date: 12.09.2023

22



For Army Institute of Technology

*Director*  
Director  
Army Institute of Technology  
Dighi Hills, Pune-411015.

*Joint Director*  
Joint Director  
Army Institute of Technology  
Dighi Hills, Pune-411 015.

13. Operational Expenses

(Amounts in INR)

Particulars	College
Advertisement Expense	2,32,006
Arboriculture	2,50,886
Audit Fee and Account Fee	4,12,090
Electricity Expenses	16,21,120
FOL/Service/Repair/Maint/Insurance	7,51,300
Housekeeping	24,23,499
Legal Expense	4,42,202
Misc Expense	11,32,276
Printing, Stationery and Xerox	9,20,127
Hospitality Expense	3,55,268
Security Services	17,23,127
Communication Expenses	10,94,184
Water Expenses	3,14,600
<b>Total</b>	<b>1,16,72,685</b>



89.57 lakh  
Exp for Page No 23

27.15 lakh  
Exp for page No. 26



23

12(a). Development Expenses (College)

Particulars	College
Renovation of Sarav Dharm Sthal	9,05,156
Painting in Academic Block	31,83,695
Renovation of Digital Lib (It Dpt)	4,97,980
Renovation of Family Qtrs	45,47,409
Renovation /Repair of Toilets	29,59,870
Roof Treatment of Academic Block	20,73,673
Renovation Of Toilets in Academics Blocks	35,73,176
Replacement of Lab Equipments & Other Accessories	8,30,320
Replacement of Verandah Flooring in Academic Bloack	6,70,120
Replacement /renovation Class Room Flooring	4,99,288
Replacment /renewal of Roof Membeance/water Proofin	13,32,274
Civil & Maint (College)	9,79,677
Cement Maint Work	58,292
Daly Maint Work (2022)	3,29,796
Electrical Material (2022)	2,68,985
Electrical Work E &Tc Lab	23,571
Extra Duty (2022)	39,200
Fabrication Material for Wating Room	1,48,758
Flex	2,250
Hardware Material(2022)	97,848
Maint of Ro System	12,823
Maint Work in Ait(2022)	10,48,246
Material for MI Room	34,429
Repair of Ac (2022)	6,800
Material for NBA	2,43,593
Paint Boys Hostel	4,94,481
Paint Material (2022)	3,28,198
Plumbing Items (2022)	1,35,691
Rainy Seasons Items	1,06,260
Repari & Maint AIT Equ(2022)	37,922
Housekeeping Material	3,91,567
Rod for Cricket Ground	18,190
<b>Total</b>	<b>2,58,79,538</b>



2,58,79,538.00

(29)

124.16 lakh

Exp for page No 24

134.62 lakh

Exp for page No. 13

Expenditure As Per Audited Report : FY 2022-23			
Other expenses excluding Salary (INR in Lakh)			
Ser	Particular	Amount	Page No of Audited Statement
1	Electricity Expenses	16.21	26
2	Communication Expenses	10.94	26
3	Affiliation Fee	15.90	27
	Total	43.05	



25

13. Operational Expenses

Particulars	College
Advertisement Expense	2,32,006
Arboriculture	2,50,886
Audit Fee and Account Fee	4,12,090
Electricity Expenses	16,21,120
FOL/Servicing/Repair/Maint/Insurance	7,51,300
Housekeeping	24,23,499
Legal Expense	4,42,202
Misc Expense	11,32,276
Printing, Stationery and Xerox	9,20,127
Hospitality Expense	3,55,268
Security Services	17,23,127
Communication Expenses	10,94,184
Water Expenses	3,14,600
<b>Total</b>	<b>1,16,72,685</b>



1,16,72,685.00

16.21 lakh ₹

10.94 lakh = 27.15

Exp for page No. 26

89.57 lakh

Exp for Page No 23

26

ARMY INSTITUTE OF TECHNOLOGY  
Income and Expenditure Account for the year ended as on March 31, 2023  
College

EXPENDITURE	Note No.	AMOUNT (in INR)	AMOUNT (in INR)	INCOME	Note No.	AMOUNT (in INR)	AMOUNT (in INR)
Tuition Fund - Employee Pay & Allowances	11	18,31,36,865	18,31,36,865	Tuition Fund - Tuitions Fees Received		28,31,32,628	28,31,32,628
Development Fund - Development Expenses for Renovation / replacement/ Civil & maintenance Work - Depreciation	12(a) 5(a)	2,58,79,538 97,34,577	3,56,14,115	College Fund - Interest on Investment - Rent & Allied Charges		4,90,15,618 13,95,526	5,04,11,143
College Fund - Operational Expense - Departmental Expenditure - Expenses for Student Activities - Staff & Student workshop expenses - University Fees - Expenses for Value added Courses - Uniform Expenses	13 14 15 16	1,16,72,685 97,68,359 65,53,746 23,35,701 15,90,389 38,99,496 37,97,426	3,96,17,803				
Surplus Carried Over Balance Sheet			7,51,74,988				
<b>TOTAL</b>			<b>33,35,43,771</b>	<b>TOTAL</b>			<b>33,35,43,771</b>

As per our Report of even date

For Chandorkar and Limaye  
Chartered Accountants  
Firm Reg No: 0101669W

*[Signature]*


CA S M Chandorkar  
Partner M.No. 037777  
UDIN : 2303777786rXAXV1612  
Place : Pune  
Date: 12.09.2023



For Army Institute of Technology

*[Signature]*  
Director  
Army Institute of Technology  
Digh Hills, Pune-411015.

*[Signature]*  
Joint Director  
Army Institute of Technology  
Digh Hills, Pune-411015.



27

3. Financial Data as per Audited statement for the year 2021-22

**FY 2021-22**



**AIT FINANCIAL DATA**  
**AS PER AUDITED STATEMENT**  
**NAAC**

4.1.2 Average percentage of expenditure, excluding salary for infrastructure augmentation during last five years (INR in Lakhs) (10) & 4.4.1 Average percentage of expenditure incurred on maintenance of infrastructure (physical and academic support facilities) excluding salary component during the last five years (INR in lakhs) (10)

Year	Expenditure for infrastructure development and augmentation excluding salary (INR in Lakh)	Expenditure on maintenance of physical and academic support facilities excluding salary component (INR in Lakh)	Other expenses such as Electricity Bill, Telephone bill and Affiliation fee excluding Salary (INR in Lakh)	Total expenditure excluding Salary (INR in Lakh)	Total Expenditure excluding electricity, Telephone bill and Affiliation Fee and excluding salary component (INR in Lakh)
	A	B	C	D= (A+B+C)	E= (D-C)
FY 2021-22	337.04	275.51	74.73	687.28	612.55

For CHANDORKAR & LIMAYE  
Chartered Accountants

*A. M. Dharap*

CA AMIT M. DHARAP  
Partner (M. No. 165211)



UDEN: 24166211BKADAY3742.

*ptw*  
PRINCIPAL  
Army Institute of Technology  
Dighi Hills, Pune-411015.

*[Signature]*  
Accountant  
Army Institute of Technology  
Dighi Hills, Pune-411015.

①

①

2

<b>Expenditure As Per Audited Report : FY 2021-22</b>			
<b>Total Expenditure Excluding Salary (INR in Lakh)</b>			
Ser	Particular	Amount	Page No of Audited Statement
1	Development Expenses for Renovation/Replacement/Civil & Maintenance	128.91	4 TO 5
2	Depreciation on Fixed Asset	86.68	3
3	Operational Expenses	88.04	6
4	Departmental Expenditure	71.8	7
5	Expenses on Student Activities	33.48	7
6	Staff & Students Workshop Expenses	18.66	7
7	Exam fee to Pune University	44.04	3
8	Expensews for Value Added Course	23.85	3
9	Uniform Expenses Students	11.6	3
10	Grant in Aid	22.26	8
11	Expenses on Non Recurring Fixed Asset	157.96	
	Total	687.28	



2

ARMY INSTITUTE OF TECHNOLOGY  
Income & Expenditure Account for the year ended March 31, 2022  
College

EXPENDITURE	Note No.	AMOUNT (in INR)	AMOUNT (in INR)	INCOME	Note No.	AMOUNT (in INR)	AMOUNT (in INR)
Tuition Fund			17,35,13,329	Tuition Fund			25,00,27,507
- Employee Pay & Allowances	11	17,11,27,989		- Tuitions Fees Received		25,00,27,507	
- Expenses for Value added Courses	12	23,85,340					
Development Fund			2,15,60,615	College Fund			3,53,28,427
- Development Expenses for Renovation / replacement/ Civil & maintenance Work	13(a)	1,28,92,148		- Interest on Investment		3,46,35,321	
- Depreciation		86,68,467		- Rent & Allied Charges		6,93,106	
College Fund			2,67,65,220	University Exam Fund			13,61,540
- Operational Expense	14	88,04,526		- Examination Fees		13,61,540	
- Departmental Expenditure	15	71,80,143					
- Expenses for Student Activities	16	33,48,735					
- Staff & Student workshop expenses	17	18,66,747					
- University Fees		44,04,802					
- Uniform Expenses		11,60,267					
Surplus Carried Over Balance Sheet			6,48,78,311				
<b>TOTAL</b>			<b>28,67,17,474</b>	<b>TOTAL</b>			<b>28,67,17,474</b>

As per our Report of even date  
For Chandorkar and Limaye  
Chartered Accountants  
Firm Reg No: 0101669W

For Army Institute of Technology

CA S M Chandorkar  
Partner M No. 037777  
UDIN : 22037777AWNIJB5349  
Place : Pune  
Date : September 27, 2022



*[Signature]*  
Director  
Army Institute of Technology  
High Hills Pune-411015.

*[Signature]*  
Joint Director  
Army Institute of Technology  
High Hills, Pune-411 015.



W

W

4

13(a). Development Expenses (College)

Particulars	College
Adm Maintenance Exp	2,834
American Lawn for Football Ground	2,06,346
Badminton Hall Maint	1,48,218
Carpenter Maint Items	1,41,517
Cement	3,34,658
Civil Work Girl Hostel & Director Banglow	23,688
Cleaning Of Sintex Tank	9,200
College Equipment	78,191
Crush Sand	56,994
Crush Sand - Badminton Court	55,449
Crush Sand Boys Mess	41,345
Crush Sand General Maint	12,180
Csl - IV Lab Glass Door Lock	1,750
Curtain for Window	3,21,945
Door Mat	22,990
Electrical Material	9,98,509
Ev Lab Expenses	3,19,988
Fabrication Works	8,850
False Cilling Work in Quarantine Center	90,045
Fencing Material	46,819
Fencing Work	1,37,629
Fire Extingusher Material	1,29,535
Fixing Of Aluminum Sliding Window In E & Tc Dept	2,73,473
Fixing of Pvc for Flooring Electrical Lab	63,720
Flysh Bricks 6	24,629
Garbage Shifting	1,39,200
Gas Pipeline for New Oac	18,468
Granites for Ait Mandir	14,868
Hardware Material	3,00,448
HDPE Pipe & Irrigation Matreial	2,11,365
Hiring of Jcb	1,01,423
Hiring of Mixer Machine	38,940
Indicator for Water Tank	19,470
Inter Lock Pavers Ait Mandir	16,207
Labour Charges	14,49,456
Maint Of Qtrs	4,25,246
Maint Work in AIT	8,76,886
Manhole Covers Labour Payment	74,340
Material for New Toilet	32,700
Matting Plastic Hygiene	24,780
Mirror	1,56,309
Mis Work For UPS Room It Dept	27,730
Ms Tube	45,565
New Gas Connection	5,382
Plumbing Items	14,43,984
Raincoat	31,248
Red Soil for Kabaddi Ground	18,880
Renovation of Laides Toilet	11,92,980



4

ARMY INSTITUTE OF TECHNOLOGY  
NOTES TO FINANCIAL STATEMENTS

5

(Amounts in INR)

Renovation /repair of Sport Facilities	12,56,004
Repair & Maint of AIT Eqpt	1,08,896
Repair of Shed	5,900
Repiar of Ac	1,44,474
Resurfacing of Road	1,71,364
RO Water Plant Servicing	28,174
Rpair of Shed OBH	19,636
Sensor Urinal	4,299
Sliding Window	52,769
Sliding Window for Dormatory Hostel	1,94,010
Ssb Obstacle Ground Material	39,530
TB -2 Pump House Exp	49,814
Tiles	11,860
Tiles for Girls Hostel	28,343
Tiles for Handicap Toilet	540
Upgrdation Open Air Cafetera	4,12,788
Waterproofing & Wall Repairing AIT Temple	56,210
Water Proofing Work in C Flank	39,530
White Wash 3 D Lab	5,610
Window for E & Tc Lab	39,648
Writing Table for JT Office	6,372
<b>Total</b>	<b>1,28,92,148</b>



5

5

14. Operational Expenses

6

Particulars	College
Advertisement Expense	1,02,994
Arboriculture	6,01,685
Audit Fee and Account Fee	5,36,442
Electricity Expenses	18,12,333
FOL/Servicing/Repair/Maint/Insurance	3,51,792
Housekeeping	12,19,233
Legal Expense	3,01,800
Misc Expense	4,79,159
Printing, Stationery and Xerox	2,55,254
Hospitality Expense	85,454
Security Services	18,00,508
Communication Expenses	12,57,872
Total	<u>88,04,526</u>



6

15. Departmental Expenses

Particulars	College
ASGE Dept Revenue Expenditure	
- Anti Virus	38,607
- Lab Consumables	1,200
- Equipment Maintenance	16,568
Comp Dept Revenue Expenditure	
- Anti Virus	1,61,400
- Lab Consumables	1,97,875
E&TC Dept Revenue Expenditure	
- Anti Virus	59,794
- Lab Consumables	26,127
IT Dept Revenue Expenditure	
- Anti Virus	84,748
- Lab Consumables	4,79,001
IT Infrastructure Revenue Expenditure	
- Lab Consumables	1,44,368
- Renewal of Licenses	5,13,212
- Firewall	15,04,500
- Equipment Maintenance	20,614
Mech Design Dept Revenue Expenditure	
- Anti Virus	11,771
- Lab Consumables	2,57,866
- Car - Cut Section	1,53,400
Learning Resources(Library)	35,09,092
<b>Total</b>	<b>71,80,143</b>

16. Expenses for Student Activities

Particulars	College
Students Club Activities /Scholarship to Students	33,22,355
Admission/Counselling /Orientation	26,380
<b>Total</b>	<b>33,48,735</b>

17. Staff & Student workshop expenses

Particulars	College
Faculty and Students R&D Expenses	11,21,185
Training and Placement Expenses	7,45,562
<b>Total</b>	<b>18,66,747</b>





ARMY INSTITUTE OF TECHNOLOGY  
 Income & Expenditure Account for the year ended March 31, 2022  
Grant

EXPENDITURE	AMOUNT (in INR)	AMOUNT (in INR)	INCOME	AMOUNT (in INR)	AMOUNT (in INR)
Departmental Expenditure - Desktop Computer - IT Infrastructure Revenue Exp	15,00,000 5,19,200	20,19,200	<u>Grant-In-Aid Fund</u> Grant -In-Aid Fund Recd From AWES New Delhi	22,26,000	22,26,000
Other Expenditures - Wi -Fi (Internet Charges)	2,06,800	2,06,800			
Surplus Carried Over Balance Sheet					
<b>TOTAL</b>		<b>22,26,000</b>	<b>TOTAL</b>		<b>22,26,000</b>

As per our Report of even date  
 For Chandorkar and Limaye  
 Chartered Accountants  
 Firm Reg No: 0101669W

CA S M Chandorkar  
 Partner M.No. 037777  
 UDIN: 22037777AWNIJB5349  
 Place: Pune  
 Date: September 27, 2022

For Army Institute of Technology

Director  
 Director  
 Army Institute of Technology  
 High Hills, Pune-411016

Joint Director  
 Joint Director  
 Army Institute of Technology  
 High Hills, Pune-411016



Army Welfare Education Society  
 Army Institute Of Technology  
 Fixed Asset Summary  
FY 2021-22

(Amounts in INR)

S. Fixed Assets

Particulars	Gross Block				Depreciation				Net Block	
	01-Apr-21	Additions	Deduct	31-Mar-22	01-Apr-21	Additions	Deletions	31-Mar-22	31-Mar-21	31-Mar-22
College A/c	26,13,53,687	65,51,643	11,44,032	26,67,61,298	18,30,21,247	86,68,467	-	19,16,89,713	7,83,32,441	7,50,71,585
Hostel A/c	19,90,97,000	92,45,294	-	20,83,42,294	5,30,46,321	41,54,624	-	5,72,00,945	14,60,50,680	15,11,41,350
	46,04,50,688	1,57,96,937	11,44,032	47,51,03,593	23,60,67,567	1,28,23,091	-	24,88,90,658	22,43,83,120	22,62,12,935



6

6

## 5(a). Fixed Assets

Sr No	Particulars	Gross Block	Additions	Deletions	Gross Block	Rate	Depreciation	Additions	Deletions	Depreciation	Net Block as on	Net Block as on
		01-Apr-21			31-Mar-22		01-Apr-21			31-Mar-22	31-Mar-21	31-Mar-22
I Vehicles												
1	Hero Honda	37,569	-	-	37,569	15%	27,331	1,536	-	28,867	10,238	8,702
2	TATA Car	8,13,750	-	-	8,13,750	15%	5,52,880	39,131	-	5,92,010	2,60,870	2,21,740
3	Bolero Camper	6,32,647	-	-	6,32,647	15%	3,94,044	35,790	-	4,29,835	2,38,603	2,02,812
4	Force motor (Mini Bus)	13,50,125	-	-	13,50,125	15%	7,51,067	89,859	-	8,40,926	5,99,058	5,09,199
5	Xylo	9,67,352	-	-	9,67,352	15%	5,38,146	64,381	-	6,02,527	4,29,206	3,64,825
	Subtotal	38,01,443	-	-	38,01,443		22,63,468	2,30,696	-	24,94,164	15,37,975	13,07,279
II Laboratory & Workshop Equipment												
1	ASGE Dept	63,01,819	54,280	-	63,56,099	25%	54,57,708	2,24,598	-	56,82,306	8,44,111	6,73,793
2	Computer Lab Equipment	2,70,13,335	1,28,500	1,06,000	2,70,35,835	25%	2,51,41,037	4,73,700	-	2,56,14,736	18,72,298	14,21,099
3	Electronics Lab Equipment	2,58,01,288	-	-	2,58,01,288	25%	2,37,85,175	5,04,028	-	2,42,89,203	20,16,113	15,12,085
4	Mechanical Lab Equipment	1,73,57,592	-	-	1,73,57,592	25%	1,62,06,798	2,87,698	-	1,64,94,496	11,50,794	8,63,095
5	Workshop Equipment	65,65,788	-	-	65,65,788	25%	65,57,571	2,054	-	65,59,626	8,217	6,163
6	IT Lab Equipment	1,64,92,430	-	-	1,64,92,430	25%	1,33,01,513	7,97,729	-	1,40,99,242	31,90,917	23,93,188
7	E&TC Expansion	25,54,236	2,53,145	-	28,07,381	25%	23,02,240	1,26,285	-	24,28,525	2,51,996	3,78,856
8	IT Infrastructure	96,58,590	-	-	96,58,590	25%	75,65,439	5,23,288	-	80,88,726	20,93,151	15,69,864
9	ME (Design)	30,88,833	1,95,111	-	32,83,944	25%	22,98,139	2,46,451	-	25,44,591	7,90,694	7,39,353
10	Increase Intake in Comp	18,86,031	3,92,651	42,665	22,36,017	25%	14,07,016	2,07,250	-	16,14,266	4,79,015	6,21,751
	Subtotal	11,67,19,942	10,23,687	1,48,665	11,75,94,964		10,40,22,637	33,93,082	-	10,74,15,719	1,26,97,305	1,01,79,246
III Other Non Recurring Equipment												
1	Air Cooler Equipment	91,955	53,094	-	1,45,049	10%	56,110	8,894	-	65,004	35,845	80,045
2	Aquaguard	48,854	-	-	48,854	10%	48,854	-	-	48,854	-	-
3	Fire Extinguisher	5,63,830	-	-	5,63,830	10%	2,46,063	31,777	-	2,77,840	3,17,767	2,85,990
4	Office Equipment	16,59,858	80,140	-	17,39,998	25%	16,16,233	30,941	-	16,47,175	43,625	92,823
5	Sports Equipment	2,68,687	-	-	2,68,687	10%	2,21,408	4,728	-	2,26,136	47,279	42,551
6	Telephone Exchange Equipment	13,23,812	-	-	13,23,812	10%	11,93,571	13,024	-	12,06,595	1,30,241	1,17,217
7	Tennis Court	2,97,456	2,70,838	-	5,68,294	10%	2,97,456	27,084	-	3,24,540	-	2,43,754
8	Water Cooler	8,05,007	-	-	8,05,007	10%	5,09,053	29,595	-	5,38,649	2,95,954	2,66,358
9	Musical Instrument	2,22,430	-	-	2,22,430	25%	2,22,430	-	-	2,22,430	-	-
10	Camera	2,46,951	-	-	2,46,951	25%	1,33,738	28,303	-	1,62,041	1,13,213	84,910
11	Pool Table	92,396	-	-	92,396	10%	92,396	-	-	92,396	-	-
12	Gen Set	18,75,385	-	-	18,75,385	25%	18,59,601	3,946	-	18,63,547	15,784	11,838
13	Air Conditioners	25,79,561	1,04,472	-	26,84,033	10%	16,77,350	1,00,668	-	17,78,018	9,02,211	9,06,015
14	Bences	48,950	-	-	48,950	10%	48,950	-	-	48,950	-	-
15	Parking	2,27,505	-	-	2,27,505	5%	1,73,823	2,684	-	1,76,507	53,682	50,998
16	Dustbins	1,07,519	80,240	-	1,87,759	10%	85,020	10,274	-	95,294	22,499	92,465
17	Fan	6,91,171	5,16,645	-	12,07,816	25%	4,80,682	1,81,783	-	6,62,466	2,10,489	5,45,350
18	Kitchen Equipment	98,210	-	-	98,210	20%	98,210	-	-	98,210	-	-
19	PA Equipment	4,54,937	-	-	4,54,937	25%	2,20,534	58,601	-	2,79,135	2,34,403	1,75,802
20	Raw Water Filter	43,615	-	-	43,615	10%	43,615	-	-	43,615	-	-
21	Refrigerators	64,597	-	-	64,597	10%	53,540	1,106	-	54,646	11,057	9,951
22	Video Projector	19,75,203	60,160	-	20,35,363	25%	18,24,077	52,822	-	18,76,898	1,51,126	1,58,465
24	UPS	9,14,560	7,27,328	-	16,41,888	25%	6,93,317	2,37,143	-	9,30,460	2,21,243	7,11,428
25	Anti Virus Software	2,21,000	-	-	2,21,000	25%	2,21,000	-	-	2,21,000	-	-
26	Internet Project	5,74,711	-	-	5,74,711	25%	5,73,125	397	-	5,73,521	1,586	1,190
28	Squach Court	75,563	-	-	75,563	5%	44,837	1,538	-	46,374	30,726	29,189



5(a). Fixed Assets

Sr No	Particulars	Gross Block	Additions	Deletions	Gross Block	Rate	Depreciation	Additions	Deletions	Depreciation	Net Block as on	Net Block as on
		01-Apr-21			31-Mar-22		01-Apr-21			31-Mar-22	31-Mar-21	31-Mar-22
29	Gym Equipmewt	3,17,802	-	-	3,17,802	15%	2,94,565	3,486	-	2,98,050	23,237	19,752
30	Basket Ball/Vally ball/Cricect	21,66,528	-	-	21,66,528	10%	14,13,641	75,289	-	14,88,930	7,52,887	6,77,598
31	Net Workingof Cental Sowtware	4,10,539	-	-	4,10,539	25%	4,10,539	-	-	4,10,539	-	-
32	Time Attandance Machine	3,69,860	-	-	3,69,860	10%	1,30,016	23,984	-	1,54,001	2,39,844	2,15,859
33	Television	3,03,520	75,998	-	3,79,518	25%	2,55,994	30,881	-	2,86,875	47,526	92,643
34	water Purifier	1,95,514	-	-	1,95,514	10%	1,09,451	8,606	-	1,18,058	86,063	77,456
36	CCTV Camara	12,73,967	4,15,050	-	16,89,017	25%	4,96,898	2,98,030	-	7,94,928	7,77,069	8,94,089
37	Batteries	1,67,063	1,39,386	-	3,06,449	25%	58,135	62,079	-	1,20,213	1,08,928	1,86,236
38	Digital Language Software	1,48,631	-	-	1,48,631	25%	1,48,631	-	-	1,48,631	-	-
39	Electric Pole	32,000	-	-	32,000	25%	32,000	-	-	32,000	-	-
40	Printer/Scanner/Harddisk/Web Camera	7,14,438	3,31,538	-	10,45,976	25%	5,33,300	1,28,169	-	6,61,469	1,81,138	3,84,507
41	AIT Main Gate	13,01,209	-	-	13,01,209	25%	11,83,968	29,310	-	12,13,278	1,17,241	87,931
42	MS Rack Book	91,000	-	-	91,000	25%	82,801	2,050	-	84,850	8,199	6,150
43	Digital Copy Printer	1,07,354	-	-	1,07,354	25%	1,07,354	-	-	1,07,354	-	-
44	Water Tank	2,50,069	3,30,978	-	5,81,047	25%	1,77,389	1,00,915	-	2,78,303	72,680	3,02,744
45	Sony Camera	12,010	-	-	12,010	25%	10,807	301	-	11,108	1,203	902
46	12 kva solar plant / Heater	8,43,500	18,638	-	8,62,138	25%	6,68,462	48,419	-	7,16,881	1,75,038	1,45,257
47	Bio Metric	3,43,411	-	-	3,43,411	25%	1,84,726	39,671	-	2,24,398	1,58,685	1,19,013
48	ARF Eqpt	43,97,067	-	-	43,97,067	25%	39,23,452	1,18,404	-	40,41,856	4,73,615	3,55,211
49	Tech Eqpt	2,38,29,364	-	-	2,38,29,364	25%	1,96,26,430	10,50,733	-	2,06,77,164	42,02,934	31,52,200
50	Washing Machine	58,000	-	-	58,000	25%	39,648	4,588	-	44,236	18,352	13,764
51	Video Conferencing	5,16,146	-	-	5,16,146	25%	3,01,307	53,710	-	3,55,017	2,14,839	1,61,129
52	25 HP Water Pump Kirloskar	1,24,975	32,500	-	1,57,475	25%	55,792	25,421	-	81,213	69,183	76,262
53	PA Eqpt	1,03,073	-	-	1,03,073	25%	59,589	10,871	-	70,460	43,484	32,613
54	Sports Eqpt	8,26,287	-	-	8,26,287	25%	1,37,155	1,72,283	-	3,09,438	6,89,132	5,16,849
55	Tally Software-6.3	31,334	-	-	31,334	25%	20,378	2,739	-	23,117	10,955	8,216
56	5Hp Openwell Submersible Pump Set	1,16,414	-	-	1,16,414	25%	56,325	15,022	-	71,347	60,089	45,067
57	Automatic Shoe Shine Machine	12,527	-	-	12,527	25%	12,527	-	-	12,527	-	-
58	Compressor for Cutting Hard Rock of Sewage Lin	9,844	-	-	9,844	25%	9,844	-	-	9,844	-	-
59	Contruction of Shed for Two Wheeler Parking - 1	1,27,118	-	-	1,27,118	25%	73,490	13,407	-	86,897	53,628	40,221
60	Fabrication Mtrl for Constr of West Fencing	1,39,738	-	-	1,39,738	25%	80,786	14,738	-	95,524	58,952	44,214
61	Geyser	18,950	-	-	18,950	25%	10,344	2,152	-	12,495	8,606	6,455
62	Hand Wireless Microphone Syatems	1,73,162	-	-	1,73,162	25%	81,972	22,797	-	1,04,770	91,190	68,392
63	Procurement of Eqpt for Telephone Exchange	4,56,247	-	-	4,56,247	25%	1,23,643	83,151	-	2,06,794	3,32,604	2,49,453
64	Sentex Tank	9,409	-	-	9,409	25%	5,440	992	-	6,432	3,969	2,977
65	Sintex Water Tank 5000 Ltr	1,51,250	-	-	1,51,250	25%	74,712	19,134	-	93,847	76,538	57,403
66	Symphony Touch 35 Cooler	29,976	-	-	29,976	25%	8,123	5,463	-	13,587	21,853	16,389
67	Telephone Instruments	69,991	-	-	69,991	25%	14,528	13,866	-	28,394	55,463	41,597
68	Water Cooler Compressor	9,200	56,548	-	75,748	25%	2,493	18,314	-	20,807	6,707	54,941
69	Water Despenser & Beetal Phone	29,040	-	-	29,040	25%	7,870	5,298	-	13,162	21,170	15,878
70	Vaccum Cleaner	675	-	-	675	25%	675	-	-	675	-	-
71	Insect Killer Machine	14,396	-	-	14,396	25%	2,735	2,915	-	5,650	11,661	8,746
	Subtotal	5,58,76,319	33,03,553	-	5,92,79,872		4,37,62,930	33,32,487	-	4,70,95,417	1,21,13,389	1,20,84,455
IV	Library											
1	Library Books	1,05,66,857	2,87,493	60,190	1,07,94,160	15%	88,40,317	2,93,076	-	91,33,394	17,26,540	16,60,766
2	Library Equipment	12,27,501	-	-	12,27,501	15%	9,39,478	43,203	-	9,82,681	2,88,023	2,44,820
	Subtotal	1,17,94,358	2,87,493	60,190	1,20,21,661		97,79,795	3,36,280	-	1,01,16,075	20,14,563	19,05,586

CHANDORKAR & LIMAYE  
F. R. No.  
101669W  
PUNE  
Chartered Accountants

ARMY INSTITUTE OF TECHNOLOGY  
PUNE  
411 015

CHANDORKAR & LIMAYE  
F. R. No.  
101669W  
PUNE  
Chartered Accountants

Army Welfare Education Society  
Army Institute Of Technology (College Account)  
FY 2021-22

Sr No	Particulars	Gross Block	Additions	Deletions	Gross Block	Rate	Depreciation	Additions	Deletions	Depreciation	Net Block as on	Net Block as on
		01-Apr-21			31-Mar-22		01-Apr-21			31-Mar-22	31-Mar-21	31-Mar-22
<b>5(a). Fixed Assets</b>												
V	Furniture & Fixtures	97,47,358	18,73,190	7,76,909	1,08,43,639	10%	66,67,357	4,17,628	-	70,84,985	30,80,001	37,58,65
1	Furniture & Fixtures	6,32,411	-	-	6,32,411	10%	6,22,343	1,007	-	6,23,350	10,068	9,06
2	Soft Furnishings	1,893	-	-	1,893	10%	1,893	-	-	1,893	-	-
65	Sintex Door	3,99,541	63,720	-	4,63,261	10%	2,95,782	16,748	-	3,12,530	1,03,759	1,50,7
3	Almirah	72,940	-	-	72,940	10%	19,767	5,317	-	25,084	53,173	47,8
4	Dual Desks Conducting Univ Exam	67,603	-	-	67,603	10%	18,320	4,928	-	23,249	49,283	44,3
5	Red Carpet Roll	1,09,21,746	19,36,910	7,76,909	1,20,81,747		76,25,462	4,45,628	-	80,71,091	32,96,283	40,10,6
	Subtotal											
VI	Buildings	4,64,27,197	-	-	4,64,27,197	2%	66,78,428	7,94,975	-	74,73,404	3,97,48,769	3,89,53,7
1	Constr on New Bldgs	48,13,740	-	-	48,13,740	2%	11,13,262	74,010	-	11,87,272	37,00,478	36,26,4
2	STP	41,89,756	-	1,58,268	40,31,488	2%	18,42,804	43,774	-	18,86,578	23,46,952	21,44,1
3	Renovation/Maint of AIT Bldgs	50,05,896	-	-	50,05,896	2%	48,20,692	3,704	-	48,24,396	1,85,204	1,81,
4	Raman Theater	15,43,077	-	-	15,43,077	2%	10,96,465	8,932	-	11,05,397	4,46,612	4,37,
5	Resurfacing of AIT Road	2,60,213	-	-	2,60,213	2%	15,303	4,898	-	20,201	2,44,910	2,40,
6	AIT Building/Hostel Accn & Guest Rooms	6,22,39,879	-	1,58,268	6,20,81,611		1,55,66,954	9,30,293	-	1,64,97,247	4,66,72,925	4,55,84
	Subtotal											
	Total	26,13,53,687	65,51,643	11,44,032	26,67,61,298		18,30,21,247	86,68,467	-	19,16,89,713	7,83,32,441	7,50,71



12

(Amounts in INR)

Army Welfare Education Society  
Army Institute Of Technology (Hostel Account)  
FY 2021-22

Sr No	Particulars	Gross Block				Rate	Depreciation			Net Block		
		01-Apr-21	Additions	Deletions	31-Mar-22		01-Apr-21	Additions	Deletions	31-Mar-21	31-Mar-21	31-Mar-22
		54,79,610	7,13,309	-	61,92,919	10%	32,30,446	2,96,247	-	35,26,693	22,49,164	26,66,226
1	Furniture & Fixture	2,41,887	-	-	2,41,887	25%	1,85,617	14,068	-	1,99,685	56,270	42,202
2	Television Set	9,74,643	-	-	9,74,643	20%	7,38,405	47,248	-	7,85,653	2,36,238	1,88,990
3	Kitchen Equipment	9,06,904	-	-	9,06,904	10%	3,88,010	51,889	-	4,39,899	5,18,894	4,67,005
4	Water Cooler Equipment	12,82,598	-	-	12,82,598	25%	8,46,646	1,08,988	-	9,55,634	4,35,953	3,26,965
5	Fan	2,35,520	-	-	2,35,520	10%	82,185	15,334	-	97,519	1,53,335	1,38,001
6	Bio Metric Attendance Machine	1,71,481	-	-	1,71,481	10%	86,781	8,470	-	50,058	39,705	35,734
7	Solar Water Heater Tank	85,792	-	-	85,792	10%	46,087	3,971	-	2,28,243	3,07,050	2,76,345
8	Fire extingusher	5,04,588	-	-	5,04,588	10%	1,97,538	30,705	-	51,665	22,594	20,335
9	Water Purifier	72,000	-	-	72,000	10%	49,406	2,259	-	37,00,236	31,52,658	28,37,392
10	Deep Freezer (Vertical)	65,37,628	-	-	65,37,628	10%	33,84,970	3,15,266	-	17,73,968	8,07,301	7,26,571
11	Renovation/Maint of AIT Bldgs	25,00,539	-	-	25,00,539	10%	16,93,238	80,730	-	72,092	20,811	15,608
12	WI FI Facilities	87,700	-	-	87,700	25%	66,889	5,203	-	11,532	14,533	13,080
13	Invertor	24,612	-	-	24,612	10%	10,079	1,453	-	54,307	1,09,483	98,535
14	Refrigertaor	1,52,842	-	-	1,52,842	10%	43,359	10,948	-	51,680	82,800	74,520
15	Vacum Cleaner	1,26,200	-	-	1,26,200	10%	43,400	8,280	-	78,498	1,72,668	1,55,401
16	Benches	2,33,899	-	-	2,33,899	10%	61,231	17,267	-	18,513	39,244	35,320
17	AC for Hostel	53,833	-	-	53,833	10%	14,589	3,924	-	9,293	19,699	17,729
18	1.5 HP Submersible Pump	27,022	-	-	27,022	10%	7,323	1,970	-	30,359	77,289	69,560
19	3 HP Submersible Pump for Fountain	99,919	-	-	99,919	10%	22,630	7,729	-	29,015	61,506	55,355
20	SHP Diesel Engine with MID Pump	84,370	-	-	84,370	10%	22,864	6,151	-	24,195	51,286	46,157
21	Designed Roofing Sheet Material	70,352	-	-	70,352	10%	19,066	5,129	-	17,165	36,388	32,749
22	Geyser For BH	49,914	-	-	49,914	10%	13,526	3,639	-	4,083	8,654	7,789
23	Hand Tools Equipt for Project Works	11,872	-	-	11,872	10%	3,218	865	-	14,070	29,827	26,844
24	Led Steet Light	40,914	-	-	40,914	10%	11,087	2,983	-	50,052	1,06,097	95,487
25	PC in Girls Hostel	1,45,539	-	-	1,45,539	10%	39,442	10,610	-	17,012	36,060	32,454
26	Pillar Cock	49,466	-	-	49,466	10%	13,406	3,606	-	15,075	31,955	28,759
27	Samiyana for Multi Function	43,834	-	-	43,834	10%	11,879	3,196	-	1,45,683	3,08,819	2,77,937
28	Sintex Water Tank 5000 Ltr	4,23,620	-	-	4,23,620	10%	1,14,801	30,882	-	4,402	9,331	8,398
29	Walk Behind Scrubber & Drier Machine	12,800	-	-	12,800	10%	3,469	933	-	37,252	78,969	71,072
30	Water Geyser for Vishwesvarya Hostel	1,08,324	-	-	1,08,324	10%	29,355	7,897	-	3,87,56,222	9,88,80,251	9,69,02,646
31	Water Meters For Family Qtr	13,56,58,868	-	-	13,56,58,868	2%	3,67,78,617	19,77,605	-	52,01,381	2,81,53,488	2,75,90,418
32	Accn & Guest Room (H)	3,27,91,799	-	-	3,27,91,799	2%	-	16,494	-	16,494	-	8,08,213
33	Hostel Bldgs (H) Flank	-	8,24,707	-	8,24,707	2%	-	1,72,729	-	1,72,729	-	15,54,559
34	Additional Dining Hall	-	17,27,288	-	17,27,288	10%	-	-	-	1,43,041	-	12,87,365
35	Dormitory Hostel	-	14,30,406	-	14,30,406	10%	-	-	-	20,747	-	10,16,608
36	Fabricated Hostel	-	10,37,355	-	10,37,355	2%	-	-	-	20,632	-	10,10,959
37	New Boys Hostel	-	10,31,591	-	10,31,591	2%	-	-	-	19,525	-	9,56,732
38	New Oac Area	-	9,76,257	-	9,76,257	2%	-	-	-	1,68,402	-	15,140
39	Sn Bose Dormitory Hostel Exp	20,768	-	-	20,768	10%	3,946	-	-	5,628	16,822	15,140
40	Atta Dough Kneeder	1,59,786	-	-	1,59,786	25%	42,159	29,402	-	71,566	1,17,627	88,220
41	CCTV Camera	3,08,421	-	-	3,08,421	10%	50,455	25,797	-	76,252	2,57,966	2,32,169
42	Sports Equipments	28,674	-	-	28,674	10%	5,448	2,323	-	7,771	23,226	20,903
43	Sprinkler	92,88,463	15,04,381	-	1,07,92,844	2%	46,442	53,732	-	1,00,174	92,42,021	1,06,92,670
44	Rain Water Harvesting	-	-	-	-	-	5,30,46,321	41,54,624	-	5,72,00,945	14,60,50,680	15,11,41,350
	Total	19,90,97,000	92,45,294	-	20,83,42,294							

CHANDORKAR & LIMAYE  
F. R. No. 101669W  
PUNE  
Chartered Accountants

ARMY INSTITUTE OF TECHNOLOGY  
PUNE  
411 015

CHANDORKAR & LIMAYE  
F. R. No. 101669W  
PUNE  
Chartered Accountants

13

14

Expenditure As Per Audited Report : FY 2021-22			
Expenditure for Infrastructure Augmentation(INR in Lakh)			
Ser	Particular	Amount	Page No of Audited Statement
1	Development Expenses for Renovation/Replacement/Civil & Maintence	70.14	15 TO 16
2	Depreciation on Asset	86.68	17
3	Grant in Aid	22.26	18
4	Expenses on Non Recurring Fixed Asset	157.96	19 TO 23
	Total	337.04	



14

15

13(a). Development Expenses (College)

Particulars	College
Adm Maintenance Exp	2,834
American Lawn for Football Ground	2,06,346
Badminton Hall Maint	1,48,218
Carpenter Maint Items	1,41,517
Cement	3,34,658
Civil Work Girl Hostel & Director Banglow	23,688
Cleaning Of Sintex Tank	9,200
College Equipment	78,191
Crush Sand	56,994
Crush Sand - Badminton Court	55,449
Crush Sand Boys Mess	41,345
Crush Sand General Maint	12,180
Csl - IV Lab Glass Door Lock	1,750
Curtain for Window	3,21,945
Door Mat	22,990
Electrical Material	9,98,509
Ev Lab Expenses	3,19,988
Fabrication Works	8,850
False Cilling Work in Quarantine Center	90,045
Fencing Material	46,819
Fencing Work	1,37,629
Fire Extingusher Material	1,29,535
Fixing Of Aluminum Sliding Window In E & Tc Dept	2,73,473
Fixing of Pvc for Flooring Electrical Lab	63,720
Flysh Bricks 6	24,629
Garbage Shifting	1,39,200
Gas Pipeline for New Oac	18,468
Granites for Ait Mandir	14,868
Hardware Material	3,00,448
HDPE Pipe & Irrigation Matreial	2,11,365
Hiring of Jcb	1,01,423
Hiring of Mixer Machine	38,940
Indicator for Water Tank	19,470
Inter Lock Pavers Ait Mandir	16,207
Labour Charges	14,49,456
Maint Of Qtrs	4,25,246
Maint Work in AIT	8,76,886
Manhole Covers Labour Payment	74,340
Material for New Toilet	32,700
Matting Plastic Hygiene	24,780
Mirror	1,56,309
Mis Work For UPS Room It Dept	27,730
Ms Tube	45,565
New Gas Connection	5,382
Plumbing Items	14,43,984
Raincoat	31,248
Red Soil for Kabaddi Ground	18,880
Renovation of Laides Toilet	11,92,980



15



ARMY INSTITUTE OF TECHNOLOGY  
NOTES TO FINANCIAL STATEMENTS

16

(Amounts in INR)

Renovation /repair of Sport Facilities	12,56,004
Repair & Maint of AIT Eqpt	1,08,896
Repair of Shed	5,900
Repiar of Ac	1,44,474
Resurfacing of Road	1,71,364
RO Water Plant Servicing	28,174
Rpair of Shed OBH	19,636
Sensor Urinal	4,299
Sliding Window	52,769
Sliding Window for Dormatory Hostel	1,94,010
Ssb Obstacle Ground Material	39,530
TB -2 Pump House Exp	49,814
Tiles	11,860
Tiles for Girls Hostel	28,343
Tiles for Handicap Toilet	540
Upgrdation Open Air Cafetera	4,12,788
Waterproofing & Wall Repairing AIT Temple	56,210
Water Proofing Work in C Flank	39,530
White Wash 3 D Lab	5,610
Window for E & Tc Lab	39,648
Writing Table for JT Office	6,372
<b>Total</b>	<b>1,28,92,148</b>



70.14 lakh  
 Exp for Page No 15 to 16  
 Development expenses for renovation/replacement/civil  
 and maintenance

58.77 lakh  
 Exp for Page No 28 to 29



16

EXPENDITURE	Note No.	AMOUNT (in INR)	AMOUNT (in INR)	INCOME	Note No.	AMOUNT (in INR)	
Tuition Fund - Employee Pay & Allowances - Expenses for Value added Courses	11 12	17,11,27,989 23,85,340	17,35,13,329	Tuition Fund - Tuitions Fees Received		25,00,27,507	25,00,27,507
Development Fund - Development Expenses for Renovation / replacement/ Civil & maintenance Work - Depreciation	13(a)	1,28,92,148 86,68,467	2,15,60,615	College Fund - Interest on Investment - Rent & Allied Charges		3,46,35,321 6,93,106	3,53,28,427
College Fund - Operational Expense - Departmental Expenditure - Expenses for Student Activities - Staff & Student workshop expenses - University Fees - Uniform Expenses	14 15 16 17	88,04,526 71,80,143 33,48,735 18,66,747 44,04,802 11,60,267	2,67,65,220	University Exam Fund - Examination Fees		13,61,540	13,61,540
Surplus Carried Over Balance Sheet			6,48,78,311				
TOTAL			28,67,17,474	TOTAL			28,67,17,474

As per our Report of even date  
For Chandorkar and Limaye  
Chartered Accountants  
Firm Reg No: 0101669W

CA S M Chandorkar  
Partner M.No. 037777  
UDIN : 22037777A WNIJB5349  
Place : Pune  
Date : September 27, 2022



For Army Institute of Technology

*[Signature]*  
Director  
Army Institute of Technology  
Digh Hills Pune-411015.

*[Signature]*  
Joint Director  
Army Institute of Technology  
Digh Hills, Pune-411015.



ARMY INSTITUTE OF TECHNOLOGY

Income & Expenditure Account for the year ended March 31, 2022

Grant

EXPENDITURE	AMOUNT (in INR)	AMOUNT (in INR)	INCOME	AMOUNT (in INR)	AMOUNT (in INR)
Departmental Expenditure	15,00,000	20,19,200	<u>Grant-In-Aid Fund</u>	22,26,000	22,26,000
- Desktop Computer	5,19,200		Grant -In-Aid Fund Recd From AWES New Delhi		
- IT Infrastructure Revenue Exp					
Other Expenditures	2,06,800	2,06,800			
- Wi -Fi (Internet Charges)					
Surplus Carried Over Balance Sheet					
<b>TOTAL</b>		<b>22,26,000</b>	<b>TOTAL</b>		<b>22,26,000</b>

As per our Report of even date  
For Chandorkar and Limaye  
Chartered Accountants  
Firm Reg No: 0101669W

CA S M Chandorkar  
Partner M.No. 037777  
UDIN : 22037777AWNIB5349  
Place : Pune  
Date : September 27, 2022



For Army Institute of Technology

*[Signature]*  
Director  
Army Institute of Technology  
Digh Hills, Pune-411018

*[Signature]*  
Joint Director  
Army Institute of Technology  
Digh Hills, Pune-411018



18

18

Army Welfare Education Society  
 Army Institute Of Technology  
 Fixed Asset Summary  
FY 2021-22

(Amounts in INR)

5. Fixed Assets Particulars	Gross Block			Depreciation				Net Block		
	01-Apr-21	Additions	Deduct	31-Mar-22	01-Apr-21	Additions	Deletions	31-Mar-22	31-Mar-21	31-Mar-22
	College A/c	26,13,53,687	65,51,643	11,44,032	26,67,61,298	18,30,21,247	86,68,467	-	19,16,89,713	7,83,32,441
Hostel A/c	19,90,97,000	92,45,294	-	20,83,42,294	5,30,46,321	41,54,624	-	5,72,00,945	14,60,50,680	15,11,41,350
	46,04,50,688	<u>1,57,96,937</u>	11,44,032	47,51,03,593	23,60,67,567	1,28,23,091	-	24,88,90,658	22,43,83,120	22,62,12,935



19

19

Army Welfare Education Society  
Army Institute Of Technology (College Account)

FY 2021-22

(Amounts in INR)

S(a) Fixed Assets

Sr No	Particulars	Gross Block	Additions	Deletions	Gross Block	Rate	Depreciation	Additions	Deletions	Depreciation	Net Block as on	Net Block as on
		01-Apr-21			31-Mar-22		01-Apr-21			31-Mar-22	31-Mar-21	31-Mar-22
<b>I Vehicles</b>												
1	Hero Honda	37,569	-	-	37,569	15%	27,331	1,536	-	28,867	10,238	8,702
2	TATA Car	8,13,750	-	-	8,13,750	15%	5,52,880	39,131	-	5,92,010	2,60,870	2,21,740
3	Bolero Camper	6,32,647	-	-	6,32,647	15%	3,94,044	35,790	-	4,29,835	2,38,603	2,02,812
4	Force motor (Mini Bus)	13,50,125	-	-	13,50,125	15%	7,51,067	89,859	-	8,40,926	5,99,058	5,09,199
5	Xylo	9,67,352	-	-	9,67,352	15%	5,38,146	64,381	-	6,02,527	4,29,206	3,64,825
	<b>Subtotal</b>	<b>38,01,443</b>	<b>-</b>	<b>-</b>	<b>38,01,443</b>		<b>22,63,468</b>	<b>2,30,696</b>	<b>-</b>	<b>24,94,164</b>	<b>15,37,975</b>	<b>13,07,279</b>
<b>II Laboratory &amp; Workshop Equipment</b>												
1	ASGE Dept	63,01,819	54,280	-	63,56,099	25%	54,57,708	2,24,598	-	56,82,306	8,44,111	6,73,793
2	Computer Lab Equipment	2,70,13,335	1,28,500	1,06,000	2,70,35,835	25%	2,51,41,037	4,73,700	-	2,56,14,736	18,72,298	14,21,099
3	Electronics Lab Equipment	2,58,01,288	-	-	2,58,01,288	25%	2,37,85,175	5,04,028	-	2,42,89,203	20,16,113	15,12,085
4	Mechanical Lab Equipment	1,73,57,592	-	-	1,73,57,592	25%	1,62,06,798	2,87,698	-	1,64,94,496	11,50,794	8,63,095
5	Workshop Equipment	65,65,788	-	-	65,65,788	25%	65,57,571	2,054	-	65,59,626	8,217	6,163
6	IT Lab Equipment	1,64,92,430	-	-	1,64,92,430	25%	1,33,01,513	7,97,729	-	1,40,99,242	31,90,917	23,93,188
7	E&TC Expansion	25,54,236	2,53,145	-	28,07,381	25%	23,02,240	1,26,285	-	24,28,525	2,51,996	3,78,856
8	IT Infrastructure	96,58,590	-	-	96,58,590	25%	75,65,439	5,23,288	-	80,88,726	20,93,151	15,69,864
9	ME (Design)	30,88,833	1,95,111	-	32,83,944	25%	22,98,139	2,46,451	-	25,44,591	7,90,694	7,39,353
10	Increase intake in Comp	18,86,031	3,92,651	42,665	22,36,017	25%	14,07,016	2,07,250	-	16,14,266	4,79,015	6,21,751
	<b>Subtotal</b>	<b>11,67,19,942</b>	<b>10,23,687</b>	<b>1,48,665</b>	<b>11,75,94,964</b>		<b>10,40,22,637</b>	<b>33,93,082</b>	<b>-</b>	<b>10,74,15,719</b>	<b>1,26,97,305</b>	<b>1,01,79,246</b>
<b>III Other Non Recurring Equipment</b>												
1	Air Cooler Equipment	91,955	53,094	-	1,45,049	10%	56,110	8,894	-	65,004	35,845	80,045
2	Aquaguard	48,854	-	-	48,854	10%	48,854	-	-	48,854	-	-
3	Fire Extinguisher	5,63,830	-	-	5,63,830	10%	2,46,063	31,777	-	2,77,840	3,17,767	2,85,990
4	Office Equipment	16,59,858	80,140	-	17,39,998	25%	16,16,233	30,941	-	16,47,175	43,625	92,823
5	Sports Equipment	2,68,687	-	-	2,68,687	10%	2,21,408	4,728	-	2,26,136	47,279	42,551
6	Telephone Exchange Equipment	13,23,812	-	-	13,23,812	10%	11,93,571	13,024	-	12,06,595	1,30,241	1,17,217
7	Tennis Court	2,97,456	2,70,838	-	5,68,294	10%	2,97,456	27,084	-	3,24,540	-	2,43,754
8	Water Cooler	8,05,007	-	-	8,05,007	10%	5,09,053	29,595	-	5,38,649	2,95,954	2,66,358
9	Musical Instrument	2,22,430	-	-	2,22,430	25%	2,22,430	-	-	2,22,430	-	-
10	Camera	2,46,951	-	-	2,46,951	25%	1,33,738	28,303	-	1,62,041	1,13,213	84,910
11	Pool Table	92,396	-	-	92,396	10%	92,396	-	-	92,396	-	-
12	Gen Set	18,75,385	-	-	18,75,385	25%	18,59,601	3,946	-	18,63,547	15,784	11,838
13	Air Conditioners	25,79,561	1,04,472	-	26,84,033	10%	16,77,350	1,00,668	-	17,78,018	9,02,211	9,06,015
14	Bences	48,950	-	-	48,950	10%	48,950	-	-	48,950	-	-
15	Parking	2,27,505	-	-	2,27,505	5%	1,73,823	2,684	-	1,76,507	53,682	50,998
16	Dustbins	1,07,519	80,240	-	1,87,759	10%	85,020	10,274	-	95,294	22,499	92,465
17	Fan	6,91,171	5,16,645	-	12,07,816	25%	4,80,682	1,81,783	-	6,62,466	2,10,489	5,45,350
18	Kitchen Equipment	98,210	-	-	98,210	20%	98,210	-	-	98,210	-	-
19	PA Equipment	4,54,937	-	-	4,54,937	25%	2,20,534	58,601	-	2,79,135	2,34,403	1,75,802
20	Raw Water Filter	43,615	-	-	43,615	10%	43,615	-	-	43,615	-	-
21	Refrigerators	64,597	-	-	64,597	10%	53,540	1,106	-	54,646	11,057	9,951
22	Video Projector	19,75,203	60,160	-	20,35,363	25%	18,24,077	52,822	-	18,76,898	1,51,126	1,58,465
23	UPS	9,14,560	7,27,328	-	16,41,888	25%	6,93,317	2,37,143	-	9,30,460	2,21,243	7,11,428
24	Ant. Virus Software	2,21,000	-	-	2,21,000	25%	2,21,000	-	-	2,21,000	-	-
25	Internet Project	5,74,711	-	-	5,74,711	25%	5,73,125	39	-	5,73,521	1,586	1,190
28	Squash Court	75,563	-	-	75,563	5%	44,837	1,536	-	46,374	30,726	29,189

HANDORKAR & LIMAYE  
F. R. No. 101869W  
PUNE  
Chartered Accountants

ARMY INSTITUTE OF TECHNOLOGY  
PUNE  
411 015

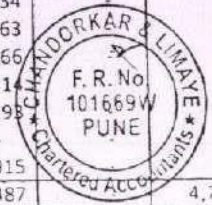

HANDORKAR & LIMAYE  
F. R. No. 101869W  
PUNE  
Chartered Accountants

20

BY 20/1/22

(e) Fixed Assets

S.No	Particulars	Gross Block	Additions	Deletions	Gross Block	Rate	Depreciation	Additions	Deletions	Depreciation	Net Block as on	Net Block as on
		01-Apr-21			31-Mar-22		01-Apr-21			31-Mar-22	31-Mar-21	31-Mar-22
29	Gym Equipment	3,17,802	-	-	3,17,802	15%	2,94,565	3,486	-	2,98,050	23,237	19,752
30	Basket Ball/Vally ball/Criccet	21,66,528	-	-	21,66,528	10%	14,13,641	75,289	-	14,88,930	7,52,887	6,77,598
31	Net Working of Cental Sotware	4,10,539	-	-	4,10,539	25%	4,10,539	-	-	4,10,539	-	-
32	Time Attendance Machine	3,69,860	-	-	3,69,860	10%	1,30,016	23,984	-	1,54,001	2,39,844	2,15,859
33	Television	3,03,520	75,998	-	3,79,518	25%	2,55,994	30,881	-	2,86,875	47,526	92,643
34	water Purifier	1,95,514	-	-	1,95,514	10%	1,09,451	8,606	-	1,18,058	86,063	77,456
36	CCTV Camara	12,73,967	4,15,050	-	16,89,017	25%	4,96,898	2,98,030	-	7,94,928	7,77,069	8,94,089
37	Batteries	1,67,063	1,39,386	-	3,06,449	25%	58,135	62,079	-	1,20,213	1,08,928	1,86,236
38	Digital Language Software	1,48,631	-	-	1,48,631	25%	1,48,631	-	-	1,48,631	-	-
39	Electric Pole	32,000	-	-	32,000	25%	32,000	-	-	32,000	-	-
40	Printer/Scanner/Harddisk/Web Cam	7,14,438	3,31,538	-	10,45,976	25%	5,33,300	1,28,169	-	6,61,469	1,81,138	3,84,507
41	AIT Main Gate	13,01,209	-	-	13,01,209	25%	11,83,968	29,310	-	12,13,278	1,17,241	87,931
42	MS Rack Book	91,000	-	-	91,000	25%	82,801	2,050	-	84,850	8,199	6,150
43	Digital Copy Printer	1,07,354	-	-	1,07,354	25%	1,07,354	-	-	1,07,354	-	-
44	Water Tank	2,50,069	3,30,978	-	5,81,047	25%	1,77,389	1,00,915	-	2,78,303	72,680	3,02,744
45	Sony Camera	12,010	-	-	12,010	25%	10,807	301	-	11,108	1,203	902
46	12 kva solar plant / Heater	8,43,500	18,638	-	8,62,138	25%	6,68,462	48,419	-	7,16,881	1,75,038	1,45,257
47	Bio Metric	3,43,411	-	-	3,43,411	25%	1,84,726	39,671	-	2,24,398	1,58,685	1,19,013
48	ARF Eqpt	43,97,067	-	-	43,97,067	25%	39,23,452	1,18,404	-	40,41,856	4,73,615	3,55,211
49	Tech Eqpt	2,38,29,364	-	-	2,38,29,364	25%	1,96,26,430	10,50,733	-	2,06,77,164	42,02,934	31,52,200
50	Washing Machine	58,000	-	-	58,000	25%	39,648	4,588	-	44,236	18,352	13,764
51	Video Conferencing	5,16,146	-	-	5,16,146	25%	3,01,307	53,710	-	3,55,017	2,14,839	1,61,129
52	25 HP Water Pump Kirloskar	1,24,975	32,500	-	1,57,475	25%	55,792	25,421	-	81,213	69,183	76,262
53	PA Eqpt	1,03,073	-	-	1,03,073	25%	59,589	10,871	-	70,460	43,484	32,613
54	Sports Eqpt	8,26,287	-	-	8,26,287	25%	1,37,155	1,72,283	-	3,09,438	6,89,132	5,16,849
55	Tally Software-6.3	31,334	-	-	31,334	25%	20,378	2,739	-	23,117	10,955	8,216
56	5Hp Openwell Submersible Pump Set	1,16,414	-	-	1,16,414	25%	56,325	15,022	-	71,347	60,089	45,067
57	Automatic Shoe Shine Machine	12,527	-	-	12,527	25%	12,527	-	-	12,527	-	-
58	Compressor for Cutting Hard Rock of Sewage Lin	9,844	-	-	9,844	25%	9,844	-	-	9,844	-	-
59	Contruction of Shed for Two Wheeler Parking - 1	1,27,118	-	-	1,27,118	25%	73,490	13,407	-	86,897	53,628	40,221
60	Fabrication Mtrl for Constr of West Fencing	1,39,738	-	-	1,39,738	25%	80,786	14,738	-	95,524	58,952	44,214
61	Geyser	18,950	-	-	18,950	25%	10,344	2,152	-	12,495	8,606	6,455
62	Hand Wirelless Microphone Syatems	1,73,162	-	-	1,73,162	25%	81,972	22,797	-	1,04,770	91,190	68,392
63	Procurement of Eqpt for Telephone Exchange	4,56,247	-	-	4,56,247	25%	1,23,643	83,151	-	2,06,794	3,32,604	2,49,453
64	Sentex Tank	9,409	-	-	9,409	25%	5,440	992	-	6,432	3,969	2,977
65	Sintex Water Tank 5000 Ltr	1,51,250	-	-	1,51,250	25%	74,712	19,134	-	93,847	76,538	57,403
66	Symphony Touch 35 Cooler	29,976	-	-	29,976	25%	8,123	5,463	-	13,587	21,853	16,389
67	Telephone Instruments	69,991	-	-	69,991	25%	14,528	13,866	-	28,394	55,463	41,597
68	Water Cooler Compressor	9,200	66,548	-	75,748	25%	2,493	18,314	-	20,807	6,707	54,941
69	Water Dispenser & Beetal Phone	29,040	-	-	29,040	25%	7,870	5,298	-	13,162	21,170	15,878
70	Vaccum Cleaner	675	-	-	675	25%	675	-	-	675	-	-
71	Insect Killer Machine	14,396	-	-	14,396	25%	2,735	2,915	-	5,650	11,661	8,746
	Subtotal	5,58,76,319	33,03,553	-	5,91,79,872		4,37,62,930	33,32,487		4,70,95,417	1,21,13,389	1,20,84,455
IV	Library											
1	Library Books	1,05,66,857	2,87,493	60,190	1,07,94,160	15%	88,40,317	2,93,076	-	91,33,394	17,26,540	16,60,766
2	Library Equipment	12,27,501	-	-	12,27,501	15%	9,39,478	43,203	-	9,82,681	2,88,023	2,44,820
	Subtotal	1,17,94,358	2,87,493	60,190	1,20,21,661		97,79,795	3,36,280		1,01,16,075	20,14,563	19,05,586



Army Welfare Education Society  
Army Institute Of Technology (College Account)  
FY 2021-22

(Amounts in INR)

Sr No	Particulars	Gross Block	Additions	Deletions	Gross Block	Rate	Depreciation	Additions	Deletions	Depreciation	Net Block as on	Net Block as on
		01-Apr-21			31-Mar-22		01-Apr-21			31-Mar-22	31-Mar-21	31-Mar-22
5(a). Fixed Assets												
V	Furniture & Fixtures	97,47,358	18,73,190	7,76,909	1,08,43,639	10%	66,67,357	4,17,628	-	70,84,985	30,80,001	37,58,654
1	Furniture & Fixtures	6,32,411	-	-	6,32,411	10%	6,22,343	1,007	-	6,23,350	10,068	9,061
2	Soft Furnishings	1,893	-	-	1,893	10%	1,893	-	-	1,893	-	-
65	Sintex Door	3,99,541	63,720	-	4,63,261	10%	2,95,782	16,748	-	3,12,530	1,03,759	1,50,731
3	Almirah	72,940	-	-	72,940	10%	19,767	5,317	-	25,084	53,173	47,856
4	Dual Desks Conducting Univ Exam	67,603	-	-	67,603	10%	18,320	4,928	-	23,249	49,283	44,354
5	Red Carpet Roll	1,09,21,746	19,36,910	7,76,909	1,20,81,747		76,25,462	4,45,628	-	80,71,091	32,95,283	40,10,656
	Subtotal											
VI	Buildings	4,64,27,197	-	-	4,64,27,197	2%	66,78,428	7,94,975	-	74,73,404	3,97,48,769	3,89,53,793
1	Constr on New Bldgs	48,13,740	-	-	48,13,740	2%	11,13,262	74,010	-	11,87,272	37,00,478	36,26,468
2	STP	41,89,756	-	1,58,268	40,31,488	2%	18,42,804	43,774	-	18,86,578	23,46,952	21,44,910
3	Renovation/Maint of AIT Bldgs	50,05,896	-	-	50,05,896	2%	48,20,692	3,704	-	48,24,396	1,85,204	1,81,500
4	Raman Theater	15,43,077	-	-	15,43,077	2%	10,96,465	8,932	-	11,05,397	4,46,612	4,37,680
5	Resurfacing of AIT Road	2,60,213	-	-	2,60,213	2%	15,303	4,898	-	20,201	2,44,910	2,40,012
6	AIT Building/Hostel Accn & Guest Rooms	6,22,39,879	-	1,58,268	6,20,81,611		1,55,66,954	9,10,293	-	1,64,97,247	4,66,72,925	4,55,84,364
	Subtotal											
	Total	26,13,53,687	65,51,643	11,44,032	26,67,61,298		18,30,21,247	86,68,467	-	19,16,89,713	7,83,32,441	7,50,71,585



22


22

Army Welfare Education Society  
Army Institute Of Technology (Hostel Account)  
FY 2021-22

(Amounts in INR)

5(b). Fixed Assets

Sr No	Particulars	Gross Block				Rate	Depreciation				Net Block	
		01-Apr-21	Additions	Deletions	31-Mar-22		01-Apr-21	Additions	Deletions	31-Mar-22	31-Mar-21	31-Mar-22
1	Furniture & Fixture	54,79,610	7,13,309	-	61,92,919	10%	32,30,446	2,96,247	-	35,26,693	22,49,164	26,66,226
2	Television Set	2,41,887	-	-	2,41,887	25%	1,85,617	14,068	-	1,99,685	56,270	42,202
3	Kitchen Equipment	9,74,643	-	-	9,74,643	20%	7,38,405	47,248	-	7,85,653	2,36,238	1,88,990
4	Water Cooler Equipment	9,06,904	-	-	9,06,904	10%	3,88,010	51,889	-	4,39,899	5,18,894	4,67,005
5	Fan	12,82,598	-	-	12,82,598	25%	8,46,646	1,08,988	-	9,55,634	4,35,953	3,26,965
6	Bio Metric Attendance Machine	2,35,520	-	-	2,35,520	10%	82,185	15,334	-	97,519	1,53,335	1,38,001
7	Solar Water Heater Tank	1,71,481	-	-	1,71,481	10%	86,781	8,470	-	95,251	84,700	76,230
8	Fire extingusher	85,792	-	-	85,792	10%	46,087	3,971	-	50,058	39,705	35,734
9	Water Purifier	5,04,588	-	-	5,04,588	10%	1,97,538	30,705	-	2,28,243	3,07,050	2,76,345
10	Deep Freezer (Vertical)	72,000	-	-	72,000	10%	49,406	2,259	-	51,665	22,594	20,335
11	Renovation/Maint of AIT Bldgs	65,37,628	-	-	65,37,628	10%	33,84,970	3,15,266	-	37,00,236	31,52,658	28,37,392
12	WI FI Facilities	25,00,539	-	-	25,00,539	10%	16,93,238	80,730	-	17,73,968	8,07,301	7,26,571
13	Invertor	87,700	-	-	87,700	25%	66,889	5,203	-	72,092	20,811	15,608
14	Refrigertaor	24,612	-	-	24,612	10%	10,079	1,453	-	11,532	14,533	13,080
15	Vacuum Cleaner	1,52,842	-	-	1,52,842	10%	43,359	10,948	-	54,307	1,09,483	98,535
16	Benches	1,26,200	-	-	1,26,200	10%	43,400	8,280	-	51,680	82,800	74,520
17	AC for Hostel	2,33,899	-	-	2,33,899	10%	61,231	17,267	-	78,498	1,72,668	1,55,401
18	1.5 HP Submersible Pump	53,833	-	-	53,833	10%	14,589	3,924	-	18,513	39,244	35,320
19	3 HP Submersible Pump for Fountain	27,022	-	-	27,022	10%	7,323	1,970	-	9,293	19,699	17,729
20	5HP Diesel Engine with MID Pump	99,919	-	-	99,919	10%	22,630	7,729	-	30,359	77,289	69,560
21	Designed Roofing Sheet Material	84,370	-	-	84,370	10%	22,864	6,151	-	29,015	61,506	55,355
22	Geyser For BH	70,352	-	-	70,352	10%	19,066	5,129	-	24,195	51,286	46,157
23	Hand Tools Equipt for Project Works	49,914	-	-	49,914	10%	13,526	3,639	-	17,165	36,388	32,749
24	Led Steet Light	11,872	-	-	11,872	10%	3,218	865	-	4,083	8,654	7,789
25	PC in Girls Hostel	40,914	-	-	40,914	10%	11,087	2,983	-	14,070	29,827	26,844
26	Pillar Cock	1,45,539	-	-	1,45,539	10%	39,442	10,610	-	50,052	1,06,097	95,487
27	Samiyana for Multi Function	49,466	-	-	49,466	10%	13,406	3,606	-	17,012	36,060	32,454
28	Sintex Water Tank 5000 Ltr	43,834	-	-	43,834	10%	11,879	3,196	-	15,075	31,955	28,759
29	Walk Behind Scrubber & Drier Machine	4,23,620	-	-	4,23,620	10%	1,14,801	30,882	-	1,45,683	3,08,819	2,77,937
30	Water Geyser for Vishwesvarya Hostel	12,800	-	-	12,800	10%	3,469	933	-	4,402	9,331	8,398
31	Water Meters For Family Qtr	1,08,324	-	-	1,08,324	10%	29,355	7,897	-	37,252	78,969	71,072
32	Accn & Guest Room (H)	13,56,58,868	-	-	13,56,58,868	2%	3,67,78,617	19,77,605	-	3,87,56,222	9,88,80,251	9,69,02,646
33	Hostel Bldgs (H) Flank	3,27,91,799	-	-	3,27,91,799	2%	46,38,311	5,63,070	-	52,01,381	2,81,53,488	2,75,90,418
34	Additional Dining Hall	-	8,24,707	-	8,24,707	2%	-	16,494	-	16,494	-	8,08,213
35	Dormitory Hostel	-	17,27,288	-	17,27,288	10%	-	1,72,729	-	1,72,729	-	15,54,559
36	Fabricated Hostel	-	14,30,406	-	14,30,406	10%	-	1,43,041	-	1,43,041	-	12,87,365
37	New Boys Hostel	-	10,37,355	-	10,37,355	2%	-	20,747	-	20,747	-	10,16,608
38	New Oac Area	-	10,31,591	-	10,31,591	2%	-	20,632	-	20,632	-	10,10,959
39	Sn Bose Dormitory Hostel Exp	-	9,76,257	-	9,76,257	2%	-	19,525	-	19,525	-	9,56,732
40	Atta Dough Kneeder	20,768	-	-	20,768	10%	3,946	1,682	-	5,628	16,822	15,140
41	CCTV Camera	1,59,786	-	-	1,59,786	25%	42,159	29,407	-	71,566	1,17,627	88,220
42	Sports Equipments	3,08,421	-	-	3,08,421	10%	50,455	25,797	-	76,252	2,57,966	2,32,169
43	Sprinkler	28,674	-	-	28,674	10%	5,448	2,323	-	7,771	23,226	20,903
44	Rain Water Harvesting	92,88,463	15,04,381	-	1,07,92,844	2%	46,442	53,732	-	1,00,174	92,42,021	1,06,92,670
	Total	19,90,97,000	92,45,294	-	20,83,42,294		5,30,46,321	41,54,624	-	5,72,00,945	14,60,50,680	15,11,41,350



23



**Expenditure As Per Audited Report : FY 2021-22**

**Expenditure on maintenance of physical and academic support facilities excluding salary component (INR in Lakh) = B**

Ser	Particular	Amount	Page No of Audited Statement
1	Departmental Expenditure	71.8	25
2	Expenses on Student Activities	33.48	25
3	Staff & Students Workshop Expenses	18.66	25
4	Expenses for Value Addewd Course	23.85	26
5	Operational Expenses	57.35	27
7	Uniform Charges	11.6	26
8	Maintence Expenses	58.77	28 TO 29
	Total	275.51	



25

15. Departmental Expenses

Particulars	College
ASGE Dept Revenue Expenditure	38,607
- Anti Virus	1,200
- Lab Consumables	16,568
- Equipment Maintenance	
Comp Dept Revenue Expenditure	1,61,400
- Anti Virus	1,97,875
- Lab Consumables	
E&TC Dept Revenue Expenditure	59,794
- Anti Virus	26,127
- Lab Consumables	
IT Dept Revenue Expenditure	84,748
- Anti Virus	4,79,001
- Lab Consumables	
IT Infrastructure Revenue Expenditure	1,44,368
- Lab Consumables	5,13,212
- Renewal of Licenses	15,04,500
- Firewall	20,614
- Equipment Maintenance	
Mech Design Dept Revenue Expenditure	11,771
- Anti Virus	2,57,866
- Lab Consumables	1,53,400
- Car - Cut Section	35,09,092
Learning Resources(Library)	
<b>Total</b>	<b>71,80,143</b>

16. Expenses for Student Activities

Particulars	College
Students Club Activities /Scholarship to Students	33,22,355
Admission/Counselling /Orientation	26,380
<b>Total</b>	<b>33,48,735</b>

17. Staff & Student workshop expenses

Particulars	College
Faculty and Students R&D Expenses	11,21,185
Training and Placement Expenses	7,45,562
<b>Total</b>	<b>18,66,747</b>



25

EXPENDITURE	Note No.	AMOUNT (in INR)	AMOUNT (in INR)	INCOME	Note No.	AMOUNT (in INR)	AMOUNT (in INR)
Tuition Fund	11	17,11,27,989	17,35,13,329	Tuition Fund		25,00,27,507	25,00,27,507
- Employee Pay & Allowances	12	23,85,340		- Tuitions Fees Received			
- Expenses for Value added Courses							
Development Fund	13(a)	1,28,92,148	2,15,60,615	College Fund		3,46,35,321	3,53,28,427
- Development Expenses for Renovation/ replacement/ Civil & maintenance Work		86,68,467		- Interest on Investment		6,93,106	
- Depreciation				- Rent & Allied Charges			
College Fund	14	88,04,526	2,67,65,220	University Exam Fund		13,61,540	13,61,540
- Operational Expense	15	71,80,143		- Examination Fees			
- Departmental Expenditure	16	33,48,735					
- Expenses for Student Activities	17	18,66,747					
- Staff & Student workshop expenses		44,04,802					
- University Fees		11,60,267					
- Uniform Expenses							
Surplus Carried Over Balance Sheet			6,48,78,311				
TOTAL			28,67,17,474	TOTAL			28,67,17,474

As per our Report of even date  
For Chandorkar and Limaye  
Chartered Accountants  
Firm Reg No: 0101669W



CA S M Chandorkar  
Partner M.No. 037777  
UDIN : 22037777A WNIJB5349  
Place : Pune  
Date : September 27, 2022

For Army Institute of Technology

*[Signature]*  
Director  
Army Institute of Technology  
High Hills Pune-411015.

*[Signature]*  
Joint Director  
Army Institute of Technology  
High Hills, Pune-411 015.

14. Operational Expenses

27

Particulars	College
Advertisement Expense	1,02,994
Arboriculture	6,01,685
Audit Fee and Account Fee	5,36,442
Electricity Expenses	18,12,333
FOL/Serviceing/Repair/Maint/Insurance	3,51,792
Housekeeping	12,19,233
Legal Expense	3,01,800
Misc Expense	4,79,159
Printing, Stationery and Xerox	2,55,254
Hospitality Expense	85,454
Security Services	18,00,508
Communication Expenses	12,57,872
Total	88,04,526



57.35 lakh  
Exp for Page No 27

30.69 lakh  
Exp for Page No 31

27

ARMY INSTITUTE OF TECHNOLOGY  
NOTES TO FINANCIAL STATEMENTS

28

(Amounts in INR)

13(a). Development Expenses (College)

Particulars	College
Adm Maintenance Exp	2,834
American Lawn for Football Ground	2,06,346
Badminton Hall Maint	1,48,218
Carpenter Maint Items	1,41,517
Cement	3,34,658
Civil Work Girl Hostel & Director Banglow	23,688
Cleaning Of Sintex Tank	9,200
College Equipment	78,191
Crush Sand	56,994
Crush Sand - Badminton Court	55,449
Crush Sand Boys Mess	41,345
Crush Sand General Maint	12,180
Csl - IV Lab Glass Door Lock	1,750
Curtain for Window	3,21,945
Door Mat	22,990
Electrical Material	9,98,509
Ev Lab Expenses	3,19,988
Fabrication Works	8,850
False Cilling Work in Quarantine Center	90,045
Fencing Material	46,819
Fencing Work	1,37,629
Fire Extingusher Material	1,29,535
Fixing Of Aluminum Sliding Window In E & Tc Dept	2,73,473
Fixing of Pvc for Flooring Electrical Lab	63,720
Flysh Bricks 6	24,629
Garbage Shifting	1,39,200
Gas Pipeline for New Oac	18,468
Granites for Ait Mandir	14,868
Hardware Material	3,00,448
HDPE Pipe & Irrigation Matreial	2,11,365
Hiring of Jcb	1,01,423
Hiring of Mixer Machine	38,940
Indicator for Water Tank	19,470
Inter Lock Pavers Ait Mandir	16,207
Labour Charges	14,49,456
Maint Of Qtrs	4,25,246
Maint Work in AIT	8,76,886
Manhole Covers Labour Payment	74,340
Material for New Toilet	32,700
Matting Plastic Hygiene	24,780
Mirror	1,56,309
Mis Work For UPS Room It Dept	27,730
Ms Tube	45,565
New Gas Connection	5,382
Plumbing Items	14,43,984
Raincoat	31,248
Red Soil for Kabaddi Ground	18,880
Renovation of Laides Toilet	11,92,980



28

ARMY INSTITUTE OF TECHNOLOGY  
NOTES TO FINANCIAL STATEMENTS

29

	(Amounts in INR)
Renovation /repair of Sport Facilities	12,56,004
Repair & Maint of AIT Eqpt	1,08,896
Repair of Shed	5,900
Repiar of Ac	1,44,474
Resurfacing of Road	1,71,364
RO Water Plant Servicing	28,174
Rpair of Shed OBH	19,636
Sensor Urinal	4,299
Sliding Window	52,769
Sliding Window for Dormatory Hostel	1,94,010
Ssb Obstacle Ground Material	39,530
TB -2 Pump House Exp	49,814
Tiles	11,860
Tiles for Girls Hostel	28,343
Tiles for Handicap Toilet	540
Upgrdation Open Air Cafetera	4,12,788
Waterproofing & Wall Repairing AIT Temple	56,210
Water Proofing Work in C Flank	39,530
White Wash 3 D Lab	5,610
Window for E & Tc Lab	39,648
Writing Table for JT Office	6,372
<b>Total</b>	<b>1,28,92,148</b>



58.77 lakh  
Exp for. Page No 28 To 29

70.14 lakh  
Exp for page No 15 to 16



29

30

Expenditure As Per Audited Report : FY 2021-22			
Other expenses excluding Salary (INR in Lakh)			
Ser	Particular	Amount	Page No of Audited Statement
1	Electricity Expenses		
2	Communication Expenses	18.12	31
3	Affiliation Fee	12.57	31
	Total	44.04	32
		74.73	



30

14. Operational Expenses

31

Particulars	College
Advertisement Expense	1,02,994
Arboriculture	6,01,685
Audit Fee and Account Fee	5,36,442
Electricity Expenses	18,12,333
FOL/Serviceing/Repair/Maint/Insurance	3,51,792
Housekeeping	12,19,233
Legal Expense	3,01,800
Misc Expense	4,79,159
Printing, Stationery and Xerox	2,55,254
Hospitality Expense	85,454
Security Services	18,00,508
Communication Expenses	12,57,872
<b>Total</b>	<b>88,04,526</b>



18.12 lakh  
 12.57 lakh  
 Exp for page No 31

30.69 Exp for page No 27

57.35 lakh

31



EXPENDITURE	Note No.	AMOUNT (in INR)	AMOUNT (in INR)	INCOME	Note No.	AMOUNT (in INR)	AMOUNT (in INR)
Tuition Fund			17,35,13,329	Tuition Fund			25,00,27,507
- Employee Pay & Allowances	11	17,11,27,989		- Tuitions Fees Received		25,00,27,507	
- Expenses for Value added Courses	12	23,85,340					
Development Fund			2,15,60,615	College Fund			3,53,28,427
- Development Expenses for Renovation / replacement/ Civil & maintenance Work	13(a)	1,28,92,148		- Interest on Investment		3,46,35,321	
- Depreciation		86,68,467		- Rent & Allied Charges		6,93,106	
College Fund			2,67,65,220	University Exam Fund			13,61,540
- Operational Expense	14	88,04,526		- Examination Fees		13,61,540	
- Departmental Expenditure	15	71,80,143					
- Expenses for Student Activities	16	33,48,735					
- Staff & Student workshop expenses	17	18,66,747					
- University Fees		44,04,802					
- Uniform Expenses		11,60,267					
Surplus Carried Over Balance Sheet			6,48,78,311				
<b>TOTAL</b>			<b>28,67,17,474</b>	<b>TOTAL</b>			<b>28,67,17,474</b>

R & LIMAYE  
No. 199W  
Chartered Accountants

ARMY INSTITUTE OF TECHNOLOGY  
PUNE  
411 015

As per our Report of even date  
For Chandorkar and Limaye  
Chartered Accountants  
Firm Reg No: 0101669W



For Army Institute of Technology

CA S M Chandorkar  
Partner M.No. 037777  
UDIN : 22037777A WNIJB5349  
Place : Pune  
Date : September 27, 2022

*[Signature]*  
Director  
Army Institute of Technology  
High Hills Pune-411015.

*[Signature]*  
Joint Director  
Army Institute of Technology  
High Hills, Pune-411 015.

32

32

4. Financial Data as per Audited statement for the year 2020-21

**FY 2020-21**

**AIT FINANCIAL DATA**  
**AS PER AUDITED STATEMENT**  
**NAAC**

4.1.2 Average percentage of expenditure, excluding salary for infrastructure augmentation during last five years (INR in Lakhs) (10) & 4.4.1 Average percentage of expenditure incurred on maintenance of infrastructure (physical and academic support facilities) excluding salary component during the last five years (INR in lakhs) (10)

Year	Expenditure for infrastructure development and augmentation excluding salary (INR in Lakh)	Expenditure on maintenance of physical and academic support facilities excluding salary component (INR in Lakh)	Other expenses such as Electricity Bill, Telephone bill and Affiliation fee excluding Salary (INR in Lakh)	Total expenditure excluding Salary (INR in Lakh)	Total Expenditure excluding electricity, Telephone bill and Affiliation Fee and excluding salary component (INR in Lakh)
	A	B	C	D= (A+B+C)	E=( D-C)
FY 2020-21	324.03	234.33	62.55	620.91	558.36

For CHANDORKAR & LIMAYE  
Chartered Accountants

*A. M. Dharap*

CA AMIT M. DHARAP  
Partner (M. No. 166211)



UDIN: 24166BKADAX3367

(-)

*[Signature]*  
PRINCIPAL  
Army Institute of Technology  
Dighi Hills, Pune-411015.

*[Signature]*  
Accountant  
Army Institute of Technology  
Dighi Hills, Pune-411015.

(-)

2

Expenditure As Per Audited Report : FY 2020-21			
Total Expenditure Excluding Salary (INR in Lakh)			
Ser	Particular	Amount	Page No of Audited Statement
1	Development Expenses for Renovation/Replacement/Civil & Maintence	104.97	4
2	Depreciation on Fixed Asset	93.75	3
3	Operational Expenses	103.86	5
4	Departmental Expenditure	36.96	6
5	Expenses on Student Activities	23.94	6
6	Staff & Students Workshop Expenses	11.09	6
7	Exam fee to Pune University	21.92	3
8	Expensews for Value Added Course	24.23	3
9	Uniform Expenses Students	1.34	3
10	Grant in Aid	54.21	7
11	Expenses on Non Recurring Fixed Asset	144.64	8 TO 12
	Total	620.91	-



2

3

ARMY INSTITUTE OF TECHNOLOGY  
Income & Expenditure Account for the year ended March 31, 2021  
College

EXPENDITURE	Note No.	AMOUNT (in INR)	AMOUNT (in INR)	INCOME	Note No.	AMOUNT (in INR)	AMOUNT (in INR)
College Fund			17,00,84,503	Tuition Fund			18,31,01,769
- Employee Pay & Allowances	11	16,76,60,745		- Tuitions Fees Received		18,59,49,086	
- Expenses for Value added Courses	12	24,23,758		Less : Tuition Fees Refunded		(88,42,317)	
				- Fees for Value Added Courses		59,95,000	
Development Fund			1,98,73,258	Development Fund			2,45,66,345
- Development Expenses for Renovation / replacement/ Civil & maintenance Work	13(a)	1,04,97,531		- Development Fee		2,45,66,345	
- Depreciation		93,75,727					
College Fund			1,99,13,787	College Fund			4,74,76,337
- Operational Expense	14	1,03,86,972		- Interest on Investment		3,70,42,890	
- Departmental Expenditure	15	36,96,502		- Sale of Prospectus		13,36,900	
- Expenses for Student Activities	16	23,94,564		- Rent & Allied Charges		12,84,085	
- Staff & Student workshop expenses	17	11,09,514		- Miscellaneous income		1,93,402	
- Exam Fees		21,92,071		- Wifi Charges		17,81,780	
- Uniform Expenses		1,34,164		- Registration Fees		40,39,280	
				- Uniform Charges		17,98,000	
				University Exam Fund			23,72,985
				- Examination Fees		23,72,985	
Surplus Carried Over Balance Sheet			4,76,45,888				
<b>TOTAL</b>			<b>25,75,17,436</b>	<b>TOTAL</b>			<b>25,75,17,436</b>

As per our Report of even date  
For Sandip Sutar & Associates  
Chartered Accountants  
Firm Reg No:127755W

CA Aparna Kulkarni  
Partner-M.No. 157850  
UDIN : 21157850AAAA8M9657  
Place : Pune  
Date : December 10, 2021

For Army Institute of Technology

*[Signature]*  
Director  
Army Institute of Technology  
Dhat Bldg, Pune 411015

*[Signature]*  
Joint Director  
Army Institute of Technology  
Dhat Bldg, Pune 411015

CHANDORKAR & LIMAYE  
F. R. No. 101669W  
PUNE  
Chartered Accountants

ARMY INSTITUTE OF TECHNOLOGY  
PUNE  
411 015

3


ARMY INSTITUTE OF TECHNOLOGY  
NOTES TO FINANCIAL STATEMENTS

4

(Amounts in INR)

13(a). Development Expenses (College)

Particulars	College
Renovation work in E&Tc Lab	81,000
Paint	12,05,932
Labour Charges	9,20,230
Automatic Mobile new starter for Cimt Well	12,390
American Lawn for Football	1,29,280
Basket Ball Installation	20,566
Boys mess tiles fitting	1,57,913
Bosch Demolition Hammer	30,000
Cement	1,51,100
Crystal cube laser 3d work	1,50,921
Cleaning Of Sintex Tank	70,000
Crush Sand - Badminton court	16,800
Crush sand - boys mess	44,100
Curtains	14,720
Disposable items for mess	34,445
Fencing Work	73,818
Hardware/plumbing/electricals items	38,07,485
Hiring of JCB	3,56,481
Hiring of Mixer Machine	31,811
Items of Quarantine Centre	1,74,150
Job work for solar plant	2,250
Furniture in E&Tc Lab works	35,423
Garbage Shifting	1,33,500
Generator Set Exp	73,763
Maint Boys Mess	1,20,166
Maint of Qtrs	3,65,365
Maint work in AIT	9,42,291
Material for Fencing S N Bose & Kalpana Chawla	21,839
Labour for Fencing work type - 1 qtrs	74,122
New Hostel	15,340
Nylon Boundary Net	57,000
TATA nova blue sheet	65,490
Material for Chainlink Fencing Around Power House	52,960
Raw Water Plant Service	3,69,310
Roofing sheet in workshop dept	2,41,186
Repair & Maint of AIT Eqpt	65,640
VEH shed for type V qtrs	20,720
Sensor urinal	1,27,430
Sheet for parking shed	1,20,101
Sprayer battery pump 2 in 1	3,360
SQUASH COURT MAINT	83,633
Wall bar installation in gym	23,500
<b>Total</b>	<b>1,04,97,531</b>



4

14. Operational Expenses

5

Particulars	College
Advertisement Expense	2,81,538
Arboriculture	4,56,321
Audit Fee and Account Fee	3,92,334
Electricity Expenses	36,41,784
FOL/Servicing/Repair/Maint/Insurance	6,46,931
Housekeeping	22,87,655
Legal Expense	1,64,253
Misc Expense	4,36,225
Printing and Stationery	2,33,840
Security Services	8,37,064
Water Expenditure	5,88,300
Communication Expenses	4,20,727
Total	<u>1,03,86,972</u>



5

5



ARMY INSTITUTE OF TECHNOLOGY  
NOTES TO FINANCIAL STATEMENTS

(Amounts in INR)

15. Departmental Expenses

Particulars	College
ASGE Dept Revenue Expenditure	70,436
Comp Dept Revenue Expenditure	2,63,274
E&TC Dept Revenue Expenditure	2,80,456
IT Dept Revenue Expenditure	2,59,868
IT Infrastructure Revenue Expenditure	17,20,469
Learning Resources(Library)	10,63,150
Mech Design Dept Revenue Expenditure	38,849
<b>Total</b>	<b>36,96,502</b>

16. Expenses for Student Activities

Particulars	College
Students Club Activities /Scholarship to Students	23,94,564
<b>Total</b>	<b>23,94,564</b>

17. Staff & Student workshop expenses

Particulars	College
Faculty and Students R&D Expenses	6,25,297
Training and Placement Expenses	4,84,217
<b>Total</b>	<b>11,09,514</b>



6

7

ARMY INSTITUTE OF TECHNOLOGY  
Income & Expenditure Account for the year ended March 31, 2021  
Grant

EXPENDITURE	AMOUNT		INCOME	AMOUNT	
	(in INR)	(in INR)		(in INR)	(in INR)
<b>Departmental Expenditure</b>		48,83,975	<b>Grant-in-Aid Fund</b>		54,21,007
- Computer Department Revenue Exp	2,12,400		- Grant Fund Received from AWES	46,75,000	
- IT Infrastructure Revenue Exp	9,41,162		- Grant Fund Received from HQSC ( QO for Constr )	6,00,000	
- IT Dept Revenue Exp	1,45,000		- Grant Fund Received from HQSC ( AWES )	1,46,007	
- Learning Resources(Library)	27,56,145				
- E&Tc Dept Revenue Exp	5,46,200				
- ASGE Dept Revenue Exp	1,38,068				
- Mech(UG) Dept Revenue Exp	1,45,000				
<b>Other Expenditures</b>		5,37,032			
- Wi-Fi (Internet Charges)	5,37,032				
Surplus Carried Over Balance Sheet					
<b>TOTAL</b>		<b>54,21,007</b>	<b>TOTAL</b>		<b>54,21,007</b>

As per our Report of even date

For Sandip Sutar & Associates

Chartered Accountants

Firm Reg No.127755W

*Aparna*

CA Aparna Kulkarni

Partner M.No. 157850

UDIN : 21157850AAABBM9657

Place : Pune

Date: December 10, 2021



For Army Institute of Technology

*Sydney*  
Director

*Pranav*  
Joint Director

Director

Army Institute of Technology

Digh Hills, Pune 411015,



7

Army Welfare Education Society  
 Army Institute Of Technology  
 Fixed Asset Summary  
FY 2020-21

(Amounts in INR)

Particulars	Gross Block				Depreciation			Net Block		
	01-Apr-20	Additions	Deduct	31-Mar-21	01-Apr-20	Additions	Deletions	31-Mar-21	31-Mar-20	31-Mar-21
College A/c	25,68,14,254	49,37,644	3,98,210	26,13,53,687	17,36,45,519	93,75,727	-	18,30,21,247	8,31,68,734	7,83,32,441
Hostel A/c	18,95,70,045	95,26,955	-	19,90,97,000	4,91,48,289	38,98,031	-	5,30,46,321	14,04,21,756	14,60,50,680
	44,63,84,299	1,44,64,599	3,98,210	46,04,50,688	22,27,93,809	1,32,73,758	-	23,60,67,567	22,35,90,490	22,43,83,120



8

8

Army Welfare Education Society  
Army Institute Of Technology (College Account)  
FY 2020-21

(Amounts in INR)

5(a). Fixed Assets

Sr No	Particulars	Gross Block	Additions	Deletions	Gross Block	Rate	Depreciation	Additions	Deletions	Depreciation	Net Block as on	Net Block as on
		01-Apr-20			31-Mar-21		01-Apr-20			31-Mar-21	31-Mar-20	31-Mar-21
<b>I Vehicles</b>												
1	Hero Honda	37,569	-	-	37,569	15%	25,524	1,807	-	27,331	12,045	10,238
2	TATA Car	8,13,750	-	-	8,13,750	15%	5,06,844	46,036	-	5,52,880	3,06,906	2,60,870
3	Bolero Camper	6,32,647	-	-	6,32,647	15%	3,51,938	42,106	-	3,94,044	2,80,709	2,38,603
4	Force motor (Mini Bus)	13,50,125	-	-	13,50,125	15%	6,45,351	1,05,716	-	7,51,067	7,04,774	5,99,058
5	Xylo	9,67,352	-	-	9,67,352	15%	4,62,404	75,742	-	5,38,146	5,04,948	4,29,206
	<b>Subtotal</b>	<b>38,01,443</b>	<b>-</b>	<b>-</b>	<b>38,01,443</b>		<b>19,92,061</b>	<b>2,71,407</b>	<b>-</b>	<b>22,63,468</b>	<b>18,09,382</b>	<b>15,37,975</b>
<b>II Laboratory &amp; Workshop Equipment</b>												
1	ASGE Dept	62,88,190	13,629	-	63,01,819	25%	51,76,338	2,81,370	-	54,57,708	11,11,852	8,44,111
2	Computer Lab Equipment	2,69,85,527	75,794	47,986	2,70,13,335	25%	2,45,16,938	6,24,099	-	2,51,41,037	24,68,589	18,72,298
3	Electronics Lab Equipment	2,56,30,122	1,71,166	-	2,58,01,288	25%	2,31,13,137	6,72,038	-	2,37,85,175	25,16,984	20,16,113
4	Mechanical Lab Equipment	1,71,80,745	1,76,847	-	1,73,57,592	25%	1,58,23,200	3,83,598	-	1,62,06,798	13,57,545	11,50,794
5	Workshop Equipment	65,65,788	-	-	65,65,788	25%	65,54,832	2,739	-	65,57,571	10,956	8,217
6	IT Lab Equipment	1,50,22,770	14,69,660	-	1,64,92,430	25%	1,22,37,874	10,63,639	-	1,33,01,513	27,84,896	31,90,917
7	E&TC Expansion	24,99,367	54,869	-	25,54,236	25%	22,18,242	83,999	-	23,02,240	2,81,126	2,51,996
8	IT Infrastructure	94,35,504	2,36,042	12,956	96,58,590	25%	68,67,721	6,97,717	-	75,65,439	25,67,783	20,93,151
9	ME (Design)	30,81,094	7,739	-	30,88,833	25%	20,34,575	2,63,565	-	22,98,139	10,46,519	7,90,694
10	Increase intake in Comp	18,86,031	-	-	18,86,031	25%	12,47,345	1,59,672	-	14,07,016	6,38,686	4,79,015
	<b>Subtotal</b>	<b>11,45,75,138</b>	<b>22,05,746</b>	<b>60,942</b>	<b>11,67,19,942</b>		<b>9,97,90,202</b>	<b>42,32,435</b>	<b>-</b>	<b>10,40,22,637</b>	<b>1,47,84,936</b>	<b>1,26,97,305</b>
<b>III Other Non Recurring Equipment</b>												
1	Air Cooler Equipment	1,04,072	-	12,117	91,955	10%	52,128	3,983	-	56,110	51,944	35,845
2	Aquaguard	48,854	-	-	48,854	10%	48,854	-	-	48,854	-	-
3	Fire Extinguisher	5,63,830	-	-	5,63,830	10%	2,10,756	35,307	-	2,46,063	3,53,074	3,17,767
4	Office Equipment	16,59,858	-	-	16,59,858	25%	16,01,692	14,542	-	16,16,233	58,166	43,625
5	Sports Equipment	2,16,155	52,532	-	2,68,687	10%	2,16,155	5,253	-	2,21,408	-	47,279
6	Telephone Exchange Equipment	13,23,812	-	-	13,23,812	10%	11,79,100	14,471	-	11,93,571	1,44,712	1,30,241
7	Tennis Court	2,97,456	-	-	2,97,456	10%	2,97,456	-	-	2,97,456	-	-
8	Tennis Court	7,67,555	37,452	-	8,05,007	10%	4,76,170	32,884	-	5,09,053	2,91,385	2,95,954
9	Water Cooler	2,28,776	-	6,346	2,22,430	25%	2,22,430	-	-	2,22,430	6,346	-
10	Musical Instrument	1,26,214	1,20,737	-	2,46,951	25%	96,000	37,738	-	1,33,738	30,214	1,13,213
11	Camera	1,04,500	-	12,104	92,396	10%	92,396	-	-	92,396	12,104	-
12	Pool Table	18,75,385	-	-	18,75,385	25%	18,54,340	5,261	-	18,59,601	21,045	15,784
13	Gen Set	25,79,561	-	-	25,79,561	10%	15,77,104	1,00,246	-	16,77,350	10,02,457	9,02,211
14	Air Conditioners	48,950	-	-	48,950	10%	48,950	-	-	48,950	-	-
15	Bences	2,27,505	-	-	2,27,505	5%	1,70,997	2,825	-	1,73,823	56,508	53,682
16	Parking	87,819	24,999	5,299	1,07,519	10%	82,520	2,500	-	85,020	5,299	22,499
17	Dustbins	6,73,903	53,600	36,332	6,91,171	25%	4,10,519	70,163	-	4,80,682	2,63,384	2,10,489
18	Fan	98,210	-	-	98,210	20%	98,210	-	-	98,210	-	-
19	Kitchen Equipment	1,42,400	3,12,537	-	4,54,937	25%	1,42,400	78,134	-	2,20,534	-	2,34,403
20	PA Equipment	43,615	-	-	43,615	10%	43,615	-	-	43,615	-	-
21	Raw Water Filter	77,553	-	12,956	64,597	10%	52,311	1,229	-	53,540	25,242	11,057
22	Refrigerators	19,75,203	-	-	19,75,203	25%	17,73,702	50,375	-	18,24,077	2,01,501	1,51,126
23	Video Projector	50,05,896	-	-	50,05,896	15%	47,88,009	32,683	-	48,20,692	2,17,887	1,85,204



FY 2020-21

## 5(a). Fixed Assets

Sr No	Particulars	Gross Block			Rate	Depreciation			Additions	Deletions	Depreciation 31-Mar-21	Net Block as on 31-Mar-20	Net Block as on 31-Mar-21
		01-Apr-20	Additions	Deletions		31-Mar-21	01-Apr-20						
24	UPS	7,98,989	1,31,676	16,105	9,14,560	25%	6,19,570	73,748	-	6,93,317	1,79,419	2,21,243	
25	Anti Virus Software	2,21,000	-	-	2,21,000	25%	2,21,000	-	-	2,21,000	-	-	
26	Internet Project	5,74,711	-	-	5,74,711	25%	5,72,596	529	-	5,73,125	2,115	1,586	
27	Resurfacing of AIT Road	15,43,077	-	-	15,43,077	10%	10,46,842	49,624	-	10,96,465	4,96,235	4,46,612	
28	Squach Court	75,563	-	-	75,563	5%	43,220	1,617	-	44,837	32,343	30,726	
29	Gym Equipmwt	3,17,802	-	-	3,17,802	15%	2,90,464	4,101	-	2,94,565	27,338	23,237	
30	Basket Ball/Vally ball/Cricect	21,66,528	-	-	21,66,528	10%	13,29,987	83,654	-	14,13,641	8,36,541	7,52,887	
31	Net Workingof Cental Soutware	4,10,539	-	-	4,10,539	25%	4,10,539	-	-	4,10,539	-	-	
32	Time Attandance Machine	3,23,840	46,020	-	3,69,860	10%	1,03,367	26,649	-	1,30,016	2,20,473	2,39,844	
33	Television	3,03,520	-	-	3,03,520	25%	2,40,152	15,842	-	2,55,994	63,368	47,526	
34	water Purifier	1,95,514	-	-	1,95,514	10%	99,889	9,563	-	1,09,451	95,625	86,063	
35	Renovation/Maint of AIT Bldgs	38,61,495	3,28,261	-	41,89,756	2%	17,94,907	47,897	-	18,42,804	20,66,588	23,46,952	
36	CCTV Camara	4,75,537	7,98,430	-	12,73,967	25%	2,37,875	2,59,023	-	4,96,898	2,37,662	7,77,069	
37	Batteries	39,826	1,45,237	18,000	1,67,063	25%	21,825	36,309	-	58,135	18,001	1,08,928	
38	Digital Language Software	1,57,500	-	8,870	1,48,631	25%	1,48,631	-	-	1,48,631	8,870	-	
39	Electric Pole	32,000	-	-	32,000	25%	32,000	-	-	32,000	-	-	
40	Printer/Scanner/Harddisk	7,14,438	-	-	7,14,438	25%	4,72,920	60,379	-	5,33,300	2,41,518	1,81,138	
41	AIT Main Gate	13,01,209	-	-	13,01,209	25%	11,44,887	39,080	-	11,83,968	1,56,322	1,17,241	
42	MS Rack Book	91,000	-	-	91,000	25%	80,068	2,733	-	82,801	10,932	8,199	
43	Digital Gopy Printer	1,19,298	-	11,944	1,07,354	25%	1,07,354	-	-	1,07,354	11,944	-	
44	Water Tank	2,50,069	-	-	2,50,069	25%	1,53,162	24,227	-	1,77,389	96,907	72,680	
45	Sony Camera	12,010	-	-	12,010	25%	10,406	401	-	10,807	1,604	1,203	
46	12 kva solar plant / Heater	7,70,000	73,500	-	8,43,500	25%	6,10,116	58,346	-	6,68,462	1,59,884	1,75,038	
47	Bio-Metric	3,43,411	-	-	3,43,411	25%	1,31,831	52,895	-	1,84,726	2,11,580	1,58,685	
48	ARI Eqpt	43,97,067	-	-	43,97,067	25%	37,65,580	1,57,872	-	39,23,452	6,31,487	4,73,615	
49	Tech Eqpt	2,38,29,364	-	-	2,38,29,364	25%	1,82,25,452	14,00,978	-	1,96,26,430	56,03,912	42,02,934	
50	Washing Machine	58,000	-	-	58,000	25%	33,531	6,117	-	39,648	24,469	18,352	
51	Video Conferencing	5,25,015	-	8,869	5,16,146	25%	2,29,694	71,613	-	3,01,307	2,95,321	2,14,839	
52	35 HP Water Pump Kirloskar	74,813	50,162	-	1,24,975	25%	32,731	23,061	-	55,792	42,082	69,183	
53	PA Eqpt	1,03,073	-	-	1,03,073	25%	45,094	14,495	-	59,589	57,979	43,484	
54	Sports Eqpt	3,95,351	4,30,936	-	8,26,287	10%	60,585	76,570	-	1,37,155	3,34,766	6,89,132	
55	Tally Software-6.3	38,232	-	6,899	31,334	25%	16,727	3,652	-	20,378	21,506	10,955	
56	5Hp Openwell Submersible Pump Set	1,16,414	-	-	1,16,414	25%	36,295	20,030	-	56,325	80,119	60,089	
57	Automatic Shoe Shine Machine	28,632	-	-	28,632	25%	12,527	-	-	12,527	16,106	-	
58	Compressor for Cutting Hard Rock of Sewage Lin	22,500	-	12,656	9,844	25%	9,844	-	-	9,844	12,656	-	
59	Contruccion of Shed for Two Wheeler Parking -	1,27,118	-	-	1,27,118	25%	55,614	17,876	-	73,490	71,504	53,628	
60	Fabrication Mtrl for Constr of West Fencing	1,39,738	-	-	1,39,738	25%	61,135	19,651	-	80,786	78,603	58,952	
61	Geyser	18,950	-	-	18,950	25%	7,475	2,869	-	10,344	11,475	8,606	
62	Hand Wireless Microphone Systems	1,73,162	-	-	1,73,162	25%	51,576	30,397	-	81,972	1,21,586	91,190	
63	Procurement of Eqpt for Telephone Exchange	4,56,247	-	-	4,56,247	10%	86,687	36,956	-	1,23,643	3,69,560	3,32,604	
64	Sentex Tank	9,409	-	-	9,409	25%	4,116	1,323	-	5,440	5,293	3,969	
65	Sintex Door	9,965	-	8,072	1,893	10%	1,893	-	-	1,893	8,072	-	
66	Sintex Water Tank 5000 Ltr	1,12,456	56,219	17,425	1,51,250	25%	49,200	25,513	-	74,712	63,257	76,538	
67	Symphony Touch 35 Cooler	29,976	-	-	29,976	10%	5,695	2,428	-	8,123	24,281	21,853	
68	Telephone Instruments	69,991	-	-	69,991	10%	8,365	6,163	-	14,528	61,626	55,463	
69	Water Cooler Compressor	9,200	-	-	9,200	10%	1,748	745	-	2,493	7,452	6,707	
70	Water Dispenser & Beetal Phone	29,040	-	-	29,040	10%	5,518	2,352	-	7,870	23,522	21,170	
71	Vaccum Cleaner	6,750	-	6,075	675	10%	675	-	-	675	6,075	-	
72	Insect Killer Machine	14,396	-	-	14,396	10%	1,440	1,296	-	2,735	12,956	11,661	
	Subtotal	6,41,70,817	26,62,298	2,16,173	6,66,16,942		4,82,68,620	32,56,165	-	5,15,24,785	1,59,02,197	1,50,92,157	

## 5(a). Fixed Assets

Sr No	Particulars	Gross Block	Additions	Deletions	Gross Block	Rate	Depreciation	Additions	Deletions	Depreciation	Net Block as on	Net Block as on
		01-Apr-20			31-Mar-21		01-Apr-20			31-Mar-21	31-Mar-20	31-Mar-21
IV Library												
1	Library Books	1,05,66,857	-	-	1,05,66,857	15%	85,35,634	3,04,684	-	88,40,317	20,31,223	17,26,540
2	Library Equipment	12,27,501	-	-	12,27,501	15%	8,88,650	50,828	-	9,39,478	3,38,851	2,88,023
	Subtotal	1,17,94,358	-	-	1,17,94,358		94,24,284	3,55,511	-	97,79,795	23,70,074	20,14,563
V Furniture & Fixtures												
1	Furniture & Fixtures	98,17,733	50,720	1,21,095	97,47,358	10%	63,25,134	3,42,222	-	66,67,357	34,92,598	30,80,001
2	Soft Furnishings	6,32,411	-	-	6,32,411	25%	6,18,987	3,356	-	6,22,343	13,424	10,068
3	Almirah	3,80,661	18,880	-	3,99,541	10%	2,84,253	11,529	-	2,95,782	96,408	1,03,759
4	Dual Desks Conducting Univ Exam	72,940	-	-	72,940	10%	13,859	5,908	-	19,767	59,081	53,173
5	Red Carpet Roll	67,603	-	-	67,603	10%	12,845	5,476	-	18,320	54,758	49,283
	Subtotal	1,09,71,348	69,600	1,21,095	1,09,19,853		72,55,078	3,68,491	-	76,23,569	37,16,269	32,96,283
VI Buildings												
1	Constr on New Bldgs	4,64,27,197	-	-	4,64,27,197	2%	58,67,229	8,11,199	-	66,78,428	4,05,59,968	3,97,48,769
2	STP	48,13,740	-	-	48,13,740	2%	10,37,742	75,520	-	11,13,262	37,75,998	37,00,478
3	AIT Building/Hostel Accn & Guest Rooms	2,60,213	-	-	2,60,213	2%	10,304	4,998	-	15,303	2,49,909	2,44,910
	Subtotal	5,15,01,150	-	-	5,15,01,150		69,15,275	8,91,717	-	78,06,993	4,45,85,875	4,36,94,157
	Total	25,68,14,254	49,37,644	3,98,210	26,13,53,687		17,36,45,519	93,75,727	-	18,30,21,247	8,31,68,734	7,83,32,441



## 5(b). Fixed Assets

Sr No	Particulars	Gross Block			Rate	Depreciation			Net Block			
		01-Apr-20	Additions	Deletions		31-Mar-21	01-Apr-20	Additions	Deletions	31-Mar-21	31-Mar-20	31-Mar-21
1	Furniture & Fixture	54,79,610	-	-	54,79,610	10%	29,80,539	2,49,907	-	32,30,446	24,99,071	22,49,164
2	Television Set	2,41,887	-	-	2,41,887	25%	1,66,860	18,757	-	1,85,617	75,027	56,270
3	Kitchen Equipment	9,74,643	-	-	9,74,643	20%	6,79,345	59,060	-	7,38,405	2,95,298	2,36,238
4	Water Cooler Equipment	9,06,904	-	-	9,06,904	10%	3,30,355	57,655	-	3,88,010	5,76,549	5,18,894
5	Fan	12,82,598	-	-	12,82,598	25%	7,01,329	1,45,317	-	8,46,646	5,81,270	4,35,953
6	Bio Metric Attendance Machine	2,35,520	-	-	2,35,520	10%	65,148	17,037	-	82,185	1,70,372	1,53,335
7	Solar Water Heater Tank	1,71,481	-	-	1,71,481	10%	77,370	9,411	-	86,781	94,111	84,700
8	Fire extingisher	85,792	-	-	85,792	10%	41,675	4,412	-	46,087	44,117	39,705
9	Water Purifier	5,04,588	-	-	5,04,588	10%	1,63,421	34,117	-	1,97,538	3,41,167	3,07,050
10	Deep Freezer (Vertical)	72,000	-	-	72,000	10%	46,895	2,511	-	49,406	25,105	22,594
11	Renovation/Maint of AIT Bldgs	65,37,628	-	-	65,37,628	10%	30,34,675	3,50,295	-	33,84,970	35,02,953	31,52,658
12	WI FI Facilities	25,00,539	-	-	25,00,539	10%	16,03,538	89,700	-	16,93,238	8,97,001	8,07,301
13	Invertor	87,700	-	-	87,700	25%	59,952	6,937	-	66,889	27,748	20,811
14	Refrigertaor	24,612	-	-	24,612	10%	8,464	1,615	-	10,079	16,148	14,533
15	Vacum Cleaner	1,52,842	-	-	1,52,842	10%	31,194	12,165	-	43,359	1,21,648	1,09,483
16	Benches	1,26,200	-	-	1,26,200	10%	34,200	9,200	-	43,400	92,000	82,800
17	AC for Hostel	2,33,899	-	-	2,33,899	10%	42,046	19,185	-	61,231	1,91,853	1,72,668
18	1.5 HP Submersible Pump	53,833	-	-	53,833	10%	10,228	4,361	-	14,589	43,605	39,244
19	3 HP Submersible Pump for Fountain	27,022	-	-	27,022	10%	5,134	2,189	-	7,323	21,888	19,699
20	SHP Diesel Engine with MID Pump	99,919	-	-	99,919	10%	14,042	8,588	-	22,630	85,877	77,289
21	Designed Roofing Sheet Material	84,370	-	-	84,370	10%	16,030	6,834	-	22,864	68,340	61,506
22	Geyser For BH	70,352	-	-	70,352	10%	13,367	5,699	-	19,066	56,985	51,286
23	Hand Tools Equipt for Project Works	49,914	-	-	49,914	10%	9,483	4,043	-	13,526	40,431	36,388
24	Led Steet Light	11,872	-	-	11,872	10%	2,256	962	-	3,218	9,616	8,654
25	PC in Girls Hostel	40,914	-	-	40,914	10%	7,773	3,314	-	11,087	33,141	29,827
26	Pillar Cock	1,45,539	-	-	1,45,539	10%	27,653	11,789	-	39,442	1,17,886	1,06,097
27	Samiyana for Multi Function	49,466	-	-	49,466	10%	9,399	4,007	-	13,406	40,067	36,060
28	Sintex Water Tank 5000 Ltr	43,834	-	-	43,834	10%	8,328	3,551	-	11,879	35,506	31,955
29	Walk Behind Scrubber & Drier Machine	4,23,620	-	-	4,23,620	10%	80,488	34,313	-	1,14,801	3,43,132	3,08,819
30	Water Geyser for Vishwesvarya Hostel	12,800	-	-	12,800	10%	2,432	1,037	-	3,469	10,368	9,331
31	Water Meters For Family Qtr	1,08,324	-	-	1,08,324	10%	20,581	8,774	-	29,355	87,743	78,969
32	Accn & Guest Room (H)	13,56,58,868	-	-	13,56,58,868	2%	3,47,60,653	20,17,964	-	3,67,78,617	10,08,98,215	9,88,80,251
33	Hostel Bldgs (H) Flank	3,27,91,799	-	-	3,27,91,799	2%	40,63,750	5,74,561	-	46,38,311	2,87,28,049	2,81,53,488
34	Atta Dough Kneeder	20,768	-	-	20,768	10%	2,077	1,869	-	3,946	18,691	16,822
35	CCTV Camera	11,800	1,47,986	-	1,59,786	25%	2,950	39,209	-	42,159	8,850	1,17,627
36	Sports Equipments	2,17,915	90,506	-	3,08,421	10%	21,792	28,663	-	50,455	1,96,123	2,57,966
37	Sprinkler	28,674	-	-	28,674	10%	2,867	2,581	-	5,448	25,807	23,226
38	Rain Water Harvesting	-	92,88,463	-	92,88,463	2%	-	46,442	-	46,442	-	92,42,021
	<b>Total</b>	<b>18,95,70,045</b>	<b>95,26,955</b>	<b>-</b>	<b>19,90,97,000</b>		<b>4,91,48,289</b>	<b>38,98,031</b>	<b>-</b>	<b>5,30,46,321</b>	<b>14,04,21,756</b>	<b>14,60,50,680</b>



Expenditure As Per Audited Report : FY 2020-21			
Expenditure for Infrastructure Augmentation(INR in Lakh)			
Ser	Particular	Amount	Page No of Audited Statement
1	Development Expenses for Renovation/Replacement/Civil & Maintence	31.43	14
2	Depreciation on Asset	93.75	15
3	Grant in Aid	54.21	16
4	Expenses on Non Recurring Fixed Asset	144.64	17 TO 21
	Total	324.03	-





ARMY INSTITUTE OF TECHNOLOGY  
NOTES TO FINANCIAL STATEMENTS

14

(Amounts in INR)

13(a). Development Expenses (College)

Particulars	College
Renovation work in E&Tc Lab	81,000
Paint	12,05,932
Labour Charges	9,20,230
Automatic Mobile new starter for Cimt Well	12,390
American Lawn for Football	1,29,280
Basket Ball Installation	20,566
Boys mess tiles fitting	1,57,913
Bosch Demolition Hammer	30,000
Cement	1,51,100
Crystal cube laser 3d work	1,50,921
Cleaning Of Sintex Tank	70,000
Crush Sand - Badminton court	16,800
Crush sand - boys mess	44,100
Curtains	14,720
Disposable Items for mess	34,445
Fencing Work	73,818
Hardware/plumbing/electricals items	38,07,485
Hiring of JCB	3,56,481
Hiring of Mixer Machine	31,811
Items of Quarantine Centre	1,74,150
Job work for solar plant	2,250
Furniture in E&Tc Lab works	35,423
Garbage Shifting	1,33,500
Generator Set Exp	73,763
Maint Boys Mess	1,20,166
Maint of Qtrs	3,65,365
Maint work in AIT	9,42,291
Material for Fencing S N Bose & Kalpana Chawla	21,839
Labour for Fencing work type - 1 qtrs	74,122
New Hostel	15,340
Nylon Boundary Net	57,000
TATA nova blue sheet	65,490
Material for Chainlink Fencing Around Power House	52,960
Raw Water Plant Service	3,69,310
Roofing sheet in workshop dept	2,41,186
Repair & Maint of AIT Eqpt	65,640
VEH shed for type V qtrs	20,720
Sensor urinal	1,27,430
Sheet for parking shed	1,20,101
Sprayer battery pump 2 in 1	3,360
SQUASH COURT MAINT	83,633
Wall bar installation in gym	23,500
<b>Total</b>	<b>1,04,97,531</b>



14

Development expenses for renovation/replacement/civil and maintenance

31.43 lakh

Exp for Page No 14e

73.53 lakh

Exp for Page No 27

15

ARMY INSTITUTE OF TECHNOLOGY  
Income & Expenditure Account for the year ended March 31, 2021  
College

EXPENDITURE	Note No.	AMOUNT (in INR)	AMOUNT (in INR)	INCOME	Note No.	AMOUNT (in INR)	AMOUNT (in INR)
Tuition Fund			17,00,84,503	Tuition Fund			18,31,01,769
- Employee Pay & Allowances	11	16,76,60,745		- Tuitions Fees Received		18,59,49,086	
- Expenses for Value added Courses	12	24,23,758		Less : Tuition Fees Refunded		(88,42,317)	
				- Fees for Value Added Courses		59,95,000	
Development Fund			1,98,73,258	Development Fund			2,45,66,345
- Development Expenses for Renovation / replacement/ Civil & maintenance Work	13(a)	1,04,97,531		- Development Fee		2,45,66,345	
- Depreciation		93,75,727					
College Fund			1,99,13,787	College Fund			4,74,76,337
- Operational Expense	14	1,03,86,972		- Interest on Investment		3,70,42,890	
- Departmental Expenditure	15	36,96,502		- Sale of Prospectus		13,36,900	
- Expenses for Student Activities	16	23,94,564		- Rent & Allied Charges		12,84,085	
- Staff & Student workshop expenses	17	11,09,514		- Miscellaneous income		1,93,402	
- Exam Fees		21,92,071		- Wifi Charges		17,81,780	
- Uniform Expenses		1,34,164		- Registration Fees		40,39,280	
				- Uniform Charges		17,98,000	
				University Exam Fund			23,72,985
				- Examination Fees		23,72,985	
Surplus Carried Over Balance Sheet			4,76,45,888				
<b>TOTAL</b>			<b>25,75,17,436</b>	<b>TOTAL</b>			<b>25,75,17,436</b>

As per our Report of even date  
For Sandip Sutar & Associates  
Chartered Accountants  
Firm Reg No:127755W

*Sandip Sutar*  
CA Aparna Kulkarni  
Partner M.No. 157850  
UDIN : 21157850AAAABM9657  
Place : Pune  
Date : December 10, 2021

For Army Institute of Technology

*[Signature]*  
Director  
Army Institute of Technology  
Dist. Pune, Pune 411015

*[Signature]*  
Joint Director  
Army Institute of Technology  
Dist. Pune, Pune 411015



15

ARMY INSTITUTE OF TECHNOLOGY  
Income & Expenditure Account for the year ended March 31, 2021  
Grant

EXPENDITURE	AMOUNT (in INR)	AMOUNT (in INR)	INCOME	AMOUNT (in INR)	AMOUNT (in INR)
Departmental Expenditure		48,83,975	<u>Grant-In-Aid Fund</u>		
- Computer Department Revenue Exp	2,12,400		- Grant Fund Received from AWES	46,75,000	54,21,007
- IT Infrastructure Revenue Exp	9,41,162		- Grant Fund Received from HQSC ( QD for Constr )	6,00,000	
- IT Dept Revenue Exp	1,45,000		- Grant Fund Received from HQSC ( AWES )	1,46,007	
- Learning Resources(Library)	27,56,145				
- E&Tc Dept Revenue Exp	5,46,200				
- ASGE Dept Revenue Exp	1,38,068				
- Mech(UG) Dept Revenue Exp	1,45,000				
Other Expenditures		5,37,032			
- Wi-Fi (Internet Charges)	5,37,032				
Surplus Carried Over Balance Sheet					
<b>TOTAL</b>		<b>54,21,007</b>	<b>TOTAL</b>		<b>54,21,007</b>

As per our Report of even date

For Sandip Sutar & Associates

Chartered Accountants

Firm Reg No:127755W

CA Aparna Kulkarni

Partner M.No. 157850

UDIN : 21157850 AAAA88M3657

Place : Pune

Date : December 10, 2021



For Army Institute of Technology

*[Signature]*  
Director

*[Signature]*  
Joint Director

Director  
Army Institute of Technology  
Digha Hills, Pune 411015.



Army Welfare Education Society  
 Army Institute Of Technology  
 Fixed Asset Summary  
FY 2020-21

(Amounts in INR)

5. Fixed Assets

Particulars	Gross Block				Depreciation				Net Block	
	01-Apr-20	Additions	Deduct	31-Mar-21	01-Apr-20	Additions	Deletions	31-Mar-21	31-Mar-20	31-Mar-21
College A/c	25,68,14,254	49,37,644	3,98,210	26,13,53,687	17,36,45,519	93,75,727	-	18,30,21,247	8,31,68,734	7,83,32,441
Hostel A/c	18,95,70,045	95,26,955	-	19,90,97,000	4,91,48,289	38,98,031	-	5,30,46,321	14,04,21,756	14,60,50,680
	44,63,84,299	<u>1,44,64,599</u>	3,98,210	46,04,50,688	22,27,93,809	1,32,73,758	-	23,60,67,567	22,35,90,490	22,43,83,120



19

17

5(a). Fixed Assets

Sr No	Particulars	Gross Block	Additions	Deletions	Gross Block	Rate	Depreciation	Additions	Deletions	Depreciation	Net Block as on	Net Block as on
		01-Apr-20			31-Mar-21		01-Apr-20			31-Mar-21	31-Mar-20	31-Mar-21
1	Vehicles				37,569	15%	25,524	1,807	-	27,331	12,045	10,238
1	Hero Honda	37,569	-	-	37,569	15%	25,524	1,807	-	27,331	12,045	10,238
2	TATA Car	8,13,750	-	-	8,13,750	15%	5,06,844	46,036	-	5,52,880	3,06,906	2,60,870
3	Bolero Camper	6,32,647	-	-	6,32,647	15%	3,51,938	42,106	-	3,94,044	2,80,709	2,38,603
4	Force motor (Mini Bus)	13,50,125	-	-	13,50,125	15%	6,45,351	1,05,716	-	7,51,067	7,04,774	5,99,058
5	Xylo	9,67,352	-	-	9,67,352	15%	4,62,404	75,742	-	5,38,146	5,04,948	4,29,206
	Subtotal	38,01,443	-	-	38,01,443		19,92,061	2,71,407	-	22,63,468	18,09,382	15,37,975
II	Laboratory & Workshop Equipment				63,01,819	25%	51,76,338	2,81,370	-	54,57,708	11,11,852	8,44,111
1	ASGE Dept	62,88,190	13,629	-	63,01,819	25%	51,76,338	2,81,370	-	54,57,708	11,11,852	8,44,111
2	Computer Lab Equipment	2,69,85,527	75,794	47,986	2,70,13,335	25%	2,45,16,938	6,24,099	-	2,51,41,037	24,68,589	18,72,298
3	Electronics Lab Equipment	2,56,30,122	1,71,166	-	2,58,01,288	25%	2,31,13,137	6,72,038	-	2,37,85,175	25,16,984	20,16,113
4	Mechanical Lab Equipment	1,71,80,745	1,76,847	-	1,73,57,592	25%	1,58,23,200	3,83,598	-	1,62,06,798	13,57,545	11,50,794
5	Workshop Equipment	65,65,788	-	-	65,65,788	25%	65,54,832	2,739	-	65,57,571	10,956	8,217
6	IT Lab Equipment	1,50,22,770	14,69,660	-	1,64,92,430	25%	1,22,37,874	10,63,639	-	1,33,01,513	27,84,896	31,90,917
7	E&T Expansion	24,99,367	54,869	-	25,54,236	25%	22,18,242	83,999	-	23,02,240	2,81,126	2,51,996
8	IT Infrastructure	94,35,504	2,36,042	12,956	96,58,590	25%	68,67,721	6,97,717	-	75,65,439	25,67,783	20,93,151
9	ME (Design)	30,81,094	7,739	-	30,88,833	25%	20,34,575	2,63,565	-	22,98,139	10,46,519	7,90,694
10	Increase intake in Comp	18,86,031	-	-	18,86,031	25%	12,47,345	1,59,672	-	14,07,016	6,38,686	4,79,015
	Subtotal	11,45,75,138	22,05,746	60,942	11,67,19,942		9,97,90,202	42,32,435	-	10,40,22,637	1,47,84,936	1,26,97,305
III	Other Non Recurring Equipment				91,955	10%	52,128	3,983	-	56,110	51,944	35,845
1	Air Cooler Equipment	1,04,072	-	12,117	91,955	10%	52,128	3,983	-	56,110	51,944	35,845
2	Aquaguard	48,854	-	-	48,854	10%	48,854	-	-	48,854	-	-
3	Fire Extinguisher	5,63,830	-	-	5,63,830	10%	2,10,756	35,307	-	2,46,063	3,53,074	3,17,767
4	Office Equipment	16,59,858	-	-	16,59,858	25%	16,01,692	14,542	-	16,16,233	58,166	43,625
5	Sports Equipment	2,16,155	52,532	-	2,68,687	10%	2,16,155	5,253	-	2,21,408	-	47,279
6	Telephone Exchange Equipment	13,23,812	-	-	13,23,812	10%	11,79,100	14,471	-	11,93,571	1,44,712	1,30,241
7	Tennis Court	2,97,456	-	-	2,97,456	10%	2,97,456	-	-	2,97,456	-	-
8	Water Cooler	7,67,555	37,452	-	8,05,007	10%	4,76,170	32,884	-	5,09,053	2,91,385	2,95,954
9	Musical Instrument	2,28,776	-	6,346	2,22,430	25%	2,22,430	-	-	2,22,430	6,346	-
10	Camera	1,26,214	1,20,737	-	2,46,951	25%	96,000	37,738	-	1,33,738	30,214	1,13,213
11	Pool Table	1,04,500	-	12,104	92,396	10%	92,396	-	-	92,396	12,104	-
12	Gen Set	18,75,385	-	-	18,75,385	25%	18,54,340	5,261	-	18,59,601	21,045	15,784
13	Air Conditioners	25,79,561	-	-	25,79,561	10%	15,77,104	1,00,246	-	16,77,350	10,02,457	9,02,211
14	Bences	48,950	-	-	48,950	10%	48,950	-	-	48,950	-	-
15	Parking	2,27,505	-	-	2,27,505	5%	1,70,997	2,825	-	1,73,823	56,508	53,682
16	Dustbins	87,819	24,999	5,299	1,07,519	10%	82,520	2,500	-	85,020	5,299	22,499
17	Fan	6,73,903	53,600	36,332	6,91,171	25%	4,10,519	70,163	-	4,80,682	2,63,384	2,10,489
18	Kitchen Equipment	98,210	-	-	98,210	20%	98,210	-	-	98,210	-	-
19	PA Equipment	1,42,400	3,12,537	-	4,54,937	25%	1,42,400	78,134	-	2,20,534	-	2,34,403
20	Raw Water Filter	43,615	-	-	43,615	10%	43,615	-	-	43,615	-	-
21	Refrigerators	77,553	-	12,956	64,597	10%	52,311	1,229	-	53,540	25,242	11,057
22	Video Projector	19,75,203	-	-	19,75,203	25%	17,73,702	50,375	-	18,24,077	2,01,501	1,51,126
23	Raman Theater	50,05,896	-	-	50,05,896	15%	47,88,009	32,683	-	48,20,692	2,17,887	1,85,204

FY 2020-21

## 5(a). Fixed Assets



Sr No	Particulars	Gross Block			Rate	Depreciation		Additions	Deletions	Net Block as on		
		01-Apr-20	Additions	Deletions		31-Mar-21	01-Apr-20			31-Mar-21	31-Mar-20	31-Mar-21
24	UPS	7,98,989	1,31,676	16,105	9,14,560	25%	6,19,570	73,748	-	6,93,317	1,79,419	2,21,243
25	Anti Virus Software	2,21,000	-	-	2,21,000	25%	2,21,000	-	-	2,21,000	-	-
26	Internet Project	5,74,711	-	-	5,74,711	25%	5,72,596	529	-	5,73,125	2,115	1,586
27	Resurfacing of AIT Road	15,43,077	-	-	15,43,077	10%	10,46,842	49,624	-	10,96,465	4,96,235	4,46,612
28	Squash Court	75,563	-	-	75,563	5%	43,220	1,617	-	44,837	32,343	30,726
29	Gym Equipmwt	3,17,802	-	-	3,17,802	15%	2,90,464	4,101	-	2,94,565	27,338	23,237
30	Basket Ball/Vally ball/Cricect	21,66,528	-	-	21,66,528	10%	13,29,987	83,654	-	14,13,641	8,36,541	7,52,887
31	Net Workingof Cental Sowtware	4,10,539	-	-	4,10,539	25%	4,10,539	-	-	4,10,539	-	-
32	Time Attandance Machine	3,23,840	46,020	-	3,69,860	10%	1,03,367	26,649	-	1,30,016	2,20,473	2,39,844
33	Television	3,03,520	-	-	3,03,520	25%	2,40,152	15,842	-	2,55,994	63,368	47,526
34	water Purifier	1,95,514	-	-	1,95,514	10%	99,889	9,563	-	1,09,451	95,625	86,063
35	Renovation/Maint of AIT Bldgs	38,61,495	3,28,261	-	41,89,756	2%	17,94,907	47,897	-	18,42,804	20,66,588	23,46,952
36	CCTV Camara	4,75,537	7,98,430	-	12,73,967	25%	2,37,875	2,59,023	-	4,96,898	2,37,662	7,77,069
37	Batteries	39,826	1,45,237	18,000	1,67,063	25%	21,825	36,309	-	58,135	18,001	1,08,928
38	Digital Language Software	1,57,500	-	8,870	1,48,631	25%	1,48,631	-	-	1,48,631	8,870	-
39	Electric Pole	32,000	-	-	32,000	25%	32,000	-	-	32,000	-	-
40	Printer/Scanner/Harddisk	7,14,438	-	-	7,14,438	25%	4,72,920	60,379	-	5,33,300	2,41,518	1,81,138
41	AIT Main Gate	13,01,209	-	-	13,01,209	25%	11,44,887	39,080	-	11,83,968	1,56,322	1,17,241
42	MS Rack Book	91,000	-	-	91,000	25%	80,068	2,733	-	82,801	10,932	8,199
43	Digital Gopy Printer	1,19,298	-	11,944	1,07,354	25%	1,07,354	-	-	1,07,354	11,944	-
44	Water Tank	2,50,069	-	-	2,50,069	25%	1,53,162	24,227	-	1,77,389	96,907	72,680
45	Sony Camera	12,010	-	-	12,010	25%	10,406	401	-	10,807	1,604	1,203
46	12 kva solar plant / Heater	7,70,000	73,500	-	8,43,500	25%	6,10,116	58,346	-	6,68,462	1,59,884	1,75,038
47	Bio Metric	3,43,411	-	-	3,43,411	25%	1,31,831	52,895	-	1,84,726	2,11,580	1,58,685
48	ARF Eqpt	43,97,067	-	-	43,97,067	25%	37,65,580	1,57,872	-	39,23,452	6,31,487	4,73,615
49	Tech Eqpt	2,38,29,364	-	-	2,38,29,364	25%	1,82,25,452	14,00,978	-	1,96,26,430	56,03,912	42,02,934
50	Washing Machine	58,000	-	-	58,000	25%	33,531	6,117	-	39,648	24,469	18,352
51	Video Conferencing	5,25,015	-	8,869	5,16,146	25%	2,29,694	71,613	-	3,01,307	2,95,321	2,14,839
52	25 HP Water Pump Kirloskar	74,813	50,162	-	1,24,975	25%	32,731	23,061	-	55,792	42,082	69,183
53	PA Eqpt	1,03,073	-	-	1,03,073	25%	45,094	14,495	-	59,589	57,979	43,484
54	Sports Eqpt	3,95,351	4,30,936	-	8,26,287	10%	60,585	76,570	-	1,37,155	3,34,766	6,89,132
55	Tally Software-6.3	38,232	-	6,899	31,334	25%	16,727	3,652	-	20,378	21,506	10,955
56	5Hp Openwell Submersible Pump Set	1,16,414	-	-	1,16,414	25%	36,295	20,030	-	56,325	80,119	60,089
57	Automatic Shoe Shine Machine	28,632	-	16,106	12,527	25%	12,527	-	-	12,527	16,106	-
58	Compressor for Cutting Hard Rock of Sewage Lin	22,500	-	12,656	9,844	25%	9,844	-	-	9,844	12,656	-
59	Construction of Shed for Two Wheeler Parking -	1,27,118	-	-	1,27,118	25%	55,614	17,876	-	73,490	71,504	53,628
60	Fabrication Mtrl for Constr of West Fencing	1,39,738	-	-	1,39,738	25%	61,135	19,651	-	80,786	78,603	58,952
61	Geyser	18,950	-	-	18,950	25%	7,475	2,869	-	10,344	11,475	8,606
62	Hand Wireless Microphone Syatems	1,73,162	-	-	1,73,162	25%	51,576	30,397	-	81,972	1,21,586	91,190
63	Procurement of Eqpt for Telephone Exchange	4,56,247	-	-	4,56,247	10%	86,687	36,956	-	1,23,643	3,69,560	3,32,604
64	Sentex Tank	9,409	-	-	9,409	25%	4,116	1,323	-	5,440	5,293	3,969
65	Sintex Door	9,965	-	8,072	1,893	10%	1,893	-	-	1,893	8,072	-
66	Sintex Water Tank 5000 Ltr	1,12,456	56,219	17,425	1,51,250	25%	49,200	25,513	-	74,712	63,257	76,538
67	Symphony Touch 35 Cooler	29,976	-	-	29,976	10%	5,695	2,428	-	8,123	24,281	21,853
68	Telephone Instruments	69,991	-	-	69,991	10%	8,365	6,163	-	14,528	61,626	55,463
69	Water Cooler Compressor	9,200	-	-	9,200	10%	1,748	745	-	2,493	7,452	6,707
70	Water Dispenser & Beetal Phone	29,040	-	-	29,040	10%	5,518	2,352	-	7,870	23,522	21,170
71	Vaccum Cleaner	6,750	-	6,075	675	10%	675	-	-	675	6,075	-
72	Insect Killer Machine	14,396	-	-	14,396	10%	1,440	1,296	-	2,735	12,956	11,661
	Subtotal	6,41,70,817	26,62,298	2,16,173	6,66,16,942		4,82,68,620	32,56,165	-	5,15,24,785	1,59,02,197	1,50,92,157

FY 2020-21

## 5(a). Fixed Assets

(Amounts in INR)

Sr No	Particulars	Gross Block	Additions	Deletions	Gross Block	Rate	Depreciation	Additions	Deletions	Depreciation	Net Block as on	Net Block as on
		01-Apr-20			31-Mar-21		01-Apr-20			31-Mar-21	31-Mar-20	31-Mar-21
IV	Library											
1	Library Books	1,05,66,857	-	-	1,05,66,857	15%	85,35,634	3,04,684	-	88,40,317	20,31,223	17,26,540
2	Library Equipment	12,27,501	-	-	12,27,501	15%	8,88,650	50,828	-	9,39,478	3,38,851	2,88,023
	Subtotal	1,17,94,358	-	-	1,17,94,358		94,24,284	3,55,511	-	97,79,795	23,70,074	20,14,563
V	Furniture & Fixtures											
1	Furniture & Fixtures	98,17,733	50,720	1,21,095	97,47,358	10%	63,25,134	3,42,222	-	66,67,357	34,92,598	30,80,001
2	Soft Furnishings	6,32,411	-	-	6,32,411	25%	6,18,987	3,356	-	6,22,343	13,424	10,068
3	Almirah	3,80,661	18,880	-	3,99,541	10%	2,84,253	11,529	-	2,95,782	96,408	1,03,759
4	Dual Desks Conducting Univ Exam	72,940	-	-	72,940	10%	13,859	5,908	-	19,767	59,081	53,173
5	Red Carpet Roll	67,603	-	-	67,603	10%	12,845	5,476	-	18,320	54,758	49,283
	Subtotal	1,09,71,348	69,600	1,21,095	1,09,19,853		72,55,078	3,68,491	-	76,23,569	37,16,269	32,96,283
VI	Buildings											
1	Constr on New Bldgs	4,64,27,197	-	-	4,64,27,197	2%	58,67,229	8,11,199	-	66,78,428	4,05,59,968	3,97,48,769
2	STP	48,13,740	-	-	48,13,740	2%	10,37,742	75,520	-	11,13,262	37,75,998	37,00,478
3	AIT Building/Hostel Accn & Guest Rooms	2,60,213	-	-	2,60,213	2%	10,304	4,998	-	15,303	2,49,909	2,44,910
	Subtotal	5,15,01,150	-	-	5,15,01,150		69,15,275	8,91,717	-	78,06,993	4,45,85,875	4,36,94,157
	Total	25,68,14,254	49,37,644	3,98,210	26,13,53,687		17,36,45,519	93,75,727	-	18,30,21,247	8,31,68,734	7,83,32,441



20

20

5(b). Fixed Assets

Sr No	Particulars	Gross Block				Rate	Depreciation				Net Block	
		01-Apr-20	Additions	Deletions	31-Mar-21		01-Apr-20	Additions	Deletions	31-Mar-21	31-Mar-20	31-Mar-21
1	Furniture & Fixture	54,79,610	-	-	54,79,610	10%	29,80,539	2,49,907	-	32,30,446	24,99,071	22,49,164
2	Television Set	2,41,887	-	-	2,41,887	25%	1,66,860	18,757	-	1,85,617	75,027	56,270
3	Kitchen Equipment	9,74,643	-	-	9,74,643	20%	6,79,345	59,060	-	7,38,405	2,95,298	2,36,238
4	Water Cooler Equipment	9,06,904	-	-	9,06,904	10%	3,30,355	57,655	-	3,88,010	5,76,549	5,18,894
5	Fan	12,82,598	-	-	12,82,598	25%	7,01,329	1,45,317	-	8,46,646	5,81,270	4,35,953
6	Bio Metric Attendance Machine	2,35,520	-	-	2,35,520	10%	65,148	17,037	-	82,185	1,70,372	1,53,335
7	Solar Water Heater Tank	1,71,481	-	-	1,71,481	10%	77,370	9,411	-	86,781	94,111	84,700
8	Fire extigusher	85,792	-	-	85,792	10%	41,675	4,412	-	46,087	44,117	39,705
9	Water Purifier	5,04,588	-	-	5,04,588	10%	1,63,421	34,117	-	1,97,538	3,41,167	3,07,050
10	Deep Freezer (Vertical)	72,000	-	-	72,000	10%	46,895	2,511	-	49,406	25,105	22,594
11	Renovation/Maint of AIT Bldgs	65,37,628	-	-	65,37,628	10%	30,34,675	3,50,295	-	33,84,970	35,02,953	31,52,658
12	WI FI Facilities	25,00,539	-	-	25,00,539	10%	16,03,538	89,700	-	16,93,238	8,97,001	8,07,301
13	Invertor	87,700	-	-	87,700	25%	59,952	6,937	-	66,889	27,748	20,811
14	Refrigertaor	24,612	-	-	24,612	10%	8,464	1,615	-	10,079	16,148	14,533
15	Vacum Cleaner	1,52,842	-	-	1,52,842	10%	31,194	12,165	-	43,359	1,21,648	1,09,483
16	Benches	1,26,200	-	-	1,26,200	10%	34,200	9,200	-	43,400	92,000	82,800
17	AC for Hostel	2,33,899	-	-	2,33,899	10%	42,046	19,185	-	61,231	1,91,853	1,72,668
18	1.5 HP Submersible Pump	53,833	-	-	53,833	10%	10,228	4,361	-	14,589	43,605	39,244
19	3 HP Submersible Pump for Fountain	27,022	-	-	27,022	10%	5,134	2,189	-	7,323	21,888	19,699
20	SHP Diesel Engine with MID Pump	99,919	-	-	99,919	10%	14,042	8,588	-	22,630	85,877	77,289
21	Designed Roofing Sheet Material	84,370	-	-	84,370	10%	16,030	6,834	-	22,864	68,340	61,506
22	Geyser For BH	70,352	-	-	70,352	10%	13,367	5,699	-	19,066	56,985	51,286
23	Hand Tools Equipt for Project Works	49,914	-	-	49,914	10%	9,483	4,043	-	13,526	40,431	36,388
24	Led Steet Light	11,872	-	-	11,872	10%	2,256	962	-	3,218	9,616	8,654
25	PC in Girls Hostel	40,914	-	-	40,914	10%	7,773	3,314	-	11,087	33,141	29,827
26	Pillar Cock	1,45,539	-	-	1,45,539	10%	27,653	11,789	-	39,442	1,17,886	1,06,097
27	Samiyana for Multi Function	49,466	-	-	49,466	10%	9,399	4,007	-	13,406	40,067	36,060
28	Sintex Water Tank 5000 Ltr	43,834	-	-	43,834	10%	8,328	3,551	-	11,879	35,506	31,955
29	Walk Behind Scrubber & Drier Machine	4,23,620	-	-	4,23,620	10%	80,488	34,313	-	1,14,801	3,43,132	3,08,819
30	Water Geyser for Vishwesvarya Hostel	12,800	-	-	12,800	10%	2,432	1,037	-	3,469	10,368	9,331
31	Water Meters For Family Qtr	1,08,324	-	-	1,08,324	10%	20,581	8,774	-	29,355	87,743	78,969
32	Accn & Guest Room (H)	13,56,58,868	-	-	13,56,58,868	2%	3,47,60,653	20,17,964	-	3,67,78,617	10,08,98,215	9,88,80,251
33	Hostel Bldgs (H) Flank	3,27,91,799	-	-	3,27,91,799	2%	40,63,750	5,74,561	-	46,38,311	2,87,28,049	2,81,53,488
34	Atta Dough Kneeder	20,768	-	-	20,768	10%	2,077	1,869	-	3,946	18,691	16,822
35	CCTV Camera	11,800	1,47,986	-	1,59,786	25%	2,950	39,209	-	42,159	8,850	1,17,627
36	Sports Equipments	2,17,915	90,506	-	3,08,421	10%	21,792	28,663	-	50,455	1,96,123	2,57,966
37	Sprinkler	28,674	-	-	28,674	10%	2,867	2,581	-	5,448	25,807	23,226
38	Rain Water Harvesting	-	92,88,463	-	92,88,463	2%	-	46,442	-	46,442	-	92,42,021
	<b>Total</b>	<b>18,95,70,045</b>	<b>95,26,955</b>	<b>-</b>	<b>19,90,97,000</b>		<b>4,91,48,289</b>	<b>38,98,031</b>	<b>-</b>	<b>5,30,46,321</b>	<b>14,04,21,756</b>	<b>14,60,50,680</b>

21



21



Expenditure As Per Audited Report : FY 2020-21			
Expenditure on maintenance of physical and academic support facilities excuding salary component (INR in Lakh) = B			
Ser	Particular	Amount	Page No of Audited Statement
1	Departmental Expenditure	36.96	23
2	Expenses on Student Activities	23.94	23
3	Staff & Students Workshop Expenses	11.09	23
4	Expenses for Value Addewd Course	24.23	24
5	Operational Expenses	63.24	25
7	Uniform Charges	1.34	26
8	Maintence Expenses	73.53	27
	Total	234.33	



ARMY INSTITUTE OF TECHNOLOGY  
NOTES TO FINANCIAL STATEMENTS

(Amounts in INR)

15. Departmental Expenses

Particulars	College
ASGE Dept Revenue Expenditure	70,436
Comp Dept Revenue Expenditure	2,63,274
E&TC Dept Revenue Expenditure	2,80,456
IT Dept Revenue Expenditure	2,59,868
IT Infrastructure Revenue Expenditure	17,20,469
Learning Resources(Library)	10,63,150
Mech Design Dept Revenue Expenditure	38,849
<b>Total</b>	<b>36,96,502</b>

16. Expenses for Student Activities

Particulars	College
Students Club Activities /Scholarship to Students	23,94,564
<b>Total</b>	<b>23,94,564</b>

17. Staff & Student workshop expenses

Particulars	College
Faculty and Students R&D Expenses	6,25,297
Training and Placement Expenses	4,84,217
<b>Total</b>	<b>11,09,514</b>



EXPENDITURE	Note No.	AMOUNT (in INR)	AMOUNT (in INR)	INCOME	Note No.	AMOUNT (in INR)	AMOUNT (in INR)
Tuition Fund			17,00,84,503	Tuition Fund			18,31,01,769
- Employee Pay & Allowances	11	16,76,60,745		- Tuitions Fees Received		18,59,49,086	
- Expenses for Value added Courses	12	24,23,758		Less : Tuition Fees Refunded		(88,42,317)	
				- Fees for Value Added Courses		59,95,000	
Development Fund			1,98,73,258	Development Fund			2,45,66,345
- Development Expenses for Renovation / replacement/ Civil & maintenance Work	13(a)	1,04,97,531		- Development Fee		2,45,66,345	
- Depreciation		93,75,727					
College Fund			1,99,13,787	College Fund			4,74,76,337
- Operational Expense	14	1,03,86,972		- Interest on Investment		3,70,42,890	
- Departmental Expenditure	15	36,96,502		- Sale of Prospectus		13,36,900	
- Expenses for Student Activities	16	23,94,564		- Rent & Allied Charges		12,84,085	
- Staff & Student workshop expenses	17	11,09,514		- Miscellaneous Income		1,93,402	
- Exam Fees		21,92,071		- Wifi Charges		17,81,780	
- Uniform Expenses		1,34,164		- Registration Fees		40,39,280	
				- Uniform Charges		17,98,000	
Surplus Carried Over Balance Sheet			4,76,45,888	University Exam Fund			23,72,985
				- Examination Fees		23,72,985	
<b>TOTAL</b>			<b>25,75,17,436</b>	<b>TOTAL</b>			<b>25,75,17,436</b>

As per our Report of even date

For Sandip Sutar & Associates

Chartered Accountants

Firm Reg No:127755W

*Skallin*


CA Aparna Kulkarni

Partner M.No. 157850

UDIN : 21157850AAAABM9657

Place : Pune

Date : December 10, 2021



For Army Institute of Technology

*[Signature]*  
Director

*[Signature]*  
Joint Director

Army Institute of Technology  
Campus Area, Pune 411015

Digitally signed by Sandip Sutar, DN: cn=Sandip Sutar, o=Sandip Sutar & Associates, ou=Chartered Accountants, email=sandip.sutar@ssat.com



14. Operational Expenses

Particulars	College
Advertisement Expense	2,81,538
Arboriculture	4,56,321
Audit Fee and Account Fee	3,92,334
Electricity Expenses	36,41,784
FOL/Servicing/Repair/Maint/Insurance	6,46,931
Housekeeping	22,87,655
Legal Expense	1,64,253
Misc Expense	4,36,225
Printing and Stationery	2,33,840
Security Services	8,37,064
Water Expenditure	5,88,300
Communication Expenses	4,20,727
Total	1,03,86,972

25



63.24 lakh  
Exp for Page No 25

40.62 lakh  
Exp for Page No 29

25

ARMY INSTITUTE OF TECHNOLOGY  
Income & Expenditure Account for the year ended March 31, 2021  
College

26

EXPENDITURE		Note No.	AMOUNT (in INR)	AMOUNT (in INR)	INCOME	
Tuition Fund				17,00,84,503	Tuition Fund	
- Employee Pay & Allowances		11	16,76,60,745		- Tuitions Fees Received	
- Expenses for Value added Courses		12	24,23,758		Less : Tuition Fees Refunded	
					- Fees for Value Added Courses	
Development Fund				1,98,73,258	Development Fund	
- Development Expenses for Renovation / replacement/ Civil & maintenance Work		13(a)	1,04,97,531		- Development Fee	
- Depreciation			93,75,727			
College Fund				1,99,13,787	College Fund	
- Operational Expense		14	1,03,86,972		- Interest on Investment	
- Departmental Expenditure		15	36,96,502		- Sale of Prospectus	
- Expenses for Student Activities		16	23,94,564		- Rent & Allied Charges	
- Staff & Student workshop expenses		17	11,09,514		- Miscellaneous income	
- Exam Fees			21,92,071		- Wifi Charges	
- Uniform Expenses			1,34,164		- Registration Fees	
					- Uniform Charges	
Surplus Carried Over Balance Sheet				4,76,45,888	University Exam Fund	
					- Examination Fees	
<b>TOTAL</b>				<b>25,75,17,436</b>	<b>TOTAL</b>	
						18,31,01,769
						(88,42,317)
						59,95,000
						2,45,66,345
						2,45,66,345
						4,74,76,337
						3,70,42,890
						13,36,900
						12,84,085
						1,93,402
						17,81,780
						40,39,280
						17,98,000
						23,72,985
						23,72,985

As per our Report of even date  
For Sandip Sutar & Associates  
Chartered Accountants  
Firm Reg No: 127755W  
CA Aparna Kulkarni  
Partner M.No. 157850  
UDIN : 21157850AAAABM9657  
Place : Pune  
Date : December 10, 2021



*[Signature]*  
Director

Army Institute of Technology  
Pune  
Dist. Pune, India 411015

*[Signature]*  
Joint Director



26

13(a). Development Expenses (College)

(Amounts in INR)

Particulars	College
Renovation work in E&Tc Lab	
Paint	81,000
Labour Charges	12,05,932
Automatic Mobile new starter for Cimt Well	9,20,230
American Lawn for Football	12,390
Basket Ball Installation	1,29,280
Boys mess tiles fitting	20,566
Bosch Demolition Hammer	1,57,913
Cement	30,000
Crystal cube laser 3d work	1,51,100
Cleaning Of Sintex Tank	1,50,921
Crush Sand - Badminton court	70,000
Crush sand - boys mess	16,800
Curtains	44,100
Disposable items for mess	14,720
Fencing Work	34,445
Hardware/plumbing/electricals items	73,818
Hiring of JCB	38,07,485
Hiring of Mixer Machine	3,56,481
Items of Quarantine Centre	31,811
Job work for solar plant	1,74,150
Furniture in E&Tc Lab works	2,250
Garbage Shifting	35,423
Generator Set Exp	1,33,500
Maint Boys Mess	73,763
Maint of Qtrs	1,20,166
Maint work in AIT	3,65,365
Material for Fencing S N Bose & Kalpana Chawla	9,42,291
Labour for Fencing work type - 1 qtrs	21,839
New Hostel	74,122
Nylon Boundary Net	15,340
TATA nova blue sheet	57,000
Material for Chainlink Fencing Around Power House	65,490
Raw Water Plant Service	52,960
Roofing sheet in workshop dept	3,69,310
Repair & Maint of AIT Eqpt	2,41,186
VEH shed for type V qtrs	65,640
Sensor urinal	20,720
Sheet for parking shed	1,27,430
Sprayer battery pump 2 in 1	1,20,101
SQUASH COURT MAINT	3,360
Wall bar installation in gym	83,633
	23,500
<b>Total</b>	<b>1,04,97,531</b>



93.53 lakh

Exp for Page No 27

31.43 lakh

Exp for Page 14

28

Expenditure As Per Audited Report : FY 2020-21			
Other expenses excluding Salary (INR in Lakh)			
Ser	Particular	Amount	Page No of Audited Statement
1	Electricity Expenses	36.42	29
2	Communication Expenses	4.21	29
3	Affiliation Fee	21.92	30
	Total	62.55	



28

14. Operational Expenses

(29)

Particulars	College
Advertisement Expense	2,81,538
Arboriculture	4,56,321
Audit Fee and Account Fee	3,92,334
Electricity Expenses	36,41,784
FOL/Serviceing/Repair/Maint/Insurance	6,46,931
Housekeeping	22,87,655
Legal Expense	1,64,253
Misc Expense	4,36,225
Printing and Stationery	2,33,840
Security Services	8,37,064
Water Expenditure	5,88,300
Communication Expenses	4,20,727
<b>Total</b>	<b>1,03,86,972</b>



36.42 lakh + 4.21 lakh = 40.62 lakh

Exp for Page No 29


63.24 lakh  
Exp for Page No 25

(29)




EXPENDITURE	Note No.	AMOUNT (in INR)	AMOUNT (in INR)	INCOME	Note No.	AMOUNT (in INR)	AMOUNT (in INR)
<b>Tuition Fund</b>				<b>Tuition Fund</b>			
- Employee Pay & Allowances	11	16,76,60,745	17,00,84,503	- Tuitions Fees Received		18,59,49,086	18,31,01,769
- Expenses for Value added Courses	12	24,23,758		Less : Tuition Fees Refunded		(88,42,317)	
				- Fees for Value Added Courses		59,95,000	
<b>Development Fund</b>			1,98,73,258	<b>Development Fund</b>			2,45,66,345
- Development Expenses for Renovation / replacement/ Civil & maintenance Work	13(a)	1,04,97,531		- Development Fee		2,45,66,345	
- Depreciation		93,75,727					
<b>College Fund</b>			1,99,13,787	<b>College Fund</b>			4,74,76,337
- Operational Expense	14	1,03,86,972		- Interest on Investment		3,70,42,890	
- Departmental Expenditure	15	36,96,502		- Sale of Prospectus		13,36,900	
- Expenses for Student Activities	16	23,94,564		- Rent & Allied Charges		12,84,085	
- Staff & Student workshop expenses	17	11,09,514		- Miscellaneous income		1,93,402	
- Exam Fees		21,92,071		- Wifi Charges		17,81,780	
- Uniform Expenses		1,34,164		- Registration Fees		40,39,280	
				- Uniform Charges		17,98,000	
<b>Surplus Carried Over Balance Sheet</b>			4,76,45,888	<b>University Exam Fund</b>			23,72,985
				- Examination Fees			
<b>TOTAL</b>			25,75,17,436	<b>TOTAL</b>		23,72,985	25,75,17,436

As per our Report of even date  
For Sandip Sutar & Associates  
Chartered Accountants  
Firm Reg No:127755W  
CA Aparna Kulkarni  
Partner M.No. 157850  
UDIN : 21157850 AAAABM3657  
Place : Pune  
Date : December 10, 2021



For Army Institute of Technology  
Director  
Joint Director



5. Financial Data as per Audited statement for the year 2019-20

**FY 2019-20**

**AIT FINANCIAL DATA**  
**AS PER AUDITED STATEMENT**  
**NAAC**

4.1.2 Average percentage of expenditure, excluding salary for infrastructure augmentation during last five years (INR in Lakhs) (10) & 4.4.1 Average percentage of expenditure incurred on maintenance of infrastructure (physical and academic support facilities) excluding salary component during the last five years (INR in lakhs) (10)

Year	Expenditure for infrastructure development and augmentation excluding salary (INR in Lakh)	Expenditure on maintenance of physical and academic support facilities excluding salary component (INR in Lakh)	Other expenses such as Electricity Bill, Telephone bill and Affiliation fee excluding Salary (INR in Lakh)	Total expenditure excluding Salary (INR in Lakh)	Total Expenditure excluding electricity, Telephone bill and Affiliation Fee and excluding salary component (INR in Lakh)
	A	B	C	D= (A+B+C)	E=( D-C)
FY 2019-20	256.62	247.80	47.07	551.49	504.42

For CHANDORKAR & LIMAYE  
Chartered Accountants

*A. M. Dhara*

CA AMIT M. DHARAP  
Partner (M. No. 166211)




*Ati*  
PRINCIPAL  
Army Institute of Technology  
Dighi Hills, Pune-411015.

*[Signature]*  
Army Institute of Technology  
Dighi Hills, Pune-411015.

UDIN: 24166211BKADAZ2538



Expenditure As Per Audited Report : FY 2019-20			
Total Expenditure Excluding Salary (INR in Lakh)			
Ser	Particular	Amount	Page No of Audited Statement
1	Development Expenses for Renovation/Replacement/Civil & Maintenance	14.43	4
2	Depreciation on Fixed Asset	106.05	3
3	Operational Expenses	84.18	5 TO 6
4	Departmental Expenditure	54.55	6
5	Expenses on Student Activities	35.79	6
6	Staff & Students Workshop Expenses	14.14	6
7	Exam fee to Pune University	31.57	3
8	Expenses for Value Added Course	39.39	3
9	Uniform Expenses Students	20.82	3
10	Grant in Aid	56.3	7
11	Expenses on Non Recurring Fixed Asset	94.27	8 TO 12
	Total	551.49	



ARMY INSTITUTE OF TECHNOLOGY  
Income & Expenditure Account for the year ended March 31, 2020  
College

EXPENDITURE	Note No.	AMOUNT (in INR)	AMOUNT (in INR)	INCOME	Note No.	AMOUNT (in INR)	AMOUNT (in INR)
Tuition Fund			17,02,03,143	Tuition Fund			18,41,47,703
- Employee Pay & Allowances	11	16,62,63,619		- Tuitions Fees Received		18,45,93,957	
- Expenses for Value added Courses	12	39,39,524		Less : Tuition Fees Refunded		(44,81,654)	
				- Fees for Value Added Courses		40,35,400	
Development Fund			1,20,48,810	Development Fund			2,38,49,465
- Development Expenses for Renovation / replacement/ Civil & maintenance Work	13(a)	14,43,400		- Development Fee		2,38,49,465	
- Depreciation		1,06,05,410					
College Fund			2,41,09,225	College Fund			4,04,69,198
- Operational Expense	14	84,18,428		- Interest on Investment		3,09,21,721	
- Departmental Expenditure	15	54,55,455		- Sale of Prospectus		16,06,349	
- Expenses for Student Activities	16	35,79,941		- Rent & Allied Charges		5,24,400	
- Staff & Student workshop expenses	17	14,14,648		- Miscellaneous income		10,20,258	
- Exam Fees		31,57,888		- Fee reservation against reserved		5,60,000	
- Uniform Expenses		20,62,855		- Wifi Charges		18,24,680	
				- Placement Charges		12,57,300	
				- Alumni Charges		66,000	
				- Rule book/admission charges		1,08,680	
				- Uniform Charges		16,48,100	
				University Exam Fund			29,01,768
				- Grant Received from University			
				- Examination Fees		29,01,768	
Surplus Carried Over Balance Sheet			4,50,06,956				
TOTAL			25,13,68,134	TOTAL			25,13,68,134

As per our Report of even date  
For Chandorkar & Limaye  
Chartered Accountants  
Firm Reg No:101669W

For Army Institute of Technology

CAS M Chandorkar  
Partner M.No. 037777  
UDIN : 20037177AAAC09486  
Place : Pune  
Date : December 27, 2020

*Gururaj*  
Director  
Army Institute of Technology  
Dighi Hills, Pune-411015.

*Prakash*  
Joint Director  
Army Institute of Technology  
Dighi Hills, Pune-411015.



4

ARMY INSTITUTE OF TECHNOLOGY  
NOTES TO FINANCIAL STATEMENTS

11. Employee Pay & Allowances

Particulars	College	Hostel	Consolidated
Pay & Allowances of Faculty & Staff	13,84,38,428	1,09,01,000	14,93,39,428
Employee Provident Fund For Staff	39,34,923	-	39,34,923
Leave Encashment	51,87,302	-	51,87,302
Gratuity Expenses	1,87,02,966	-	1,87,02,966
<b>Total</b>	<b>16,62,63,619</b>	<b>1,09,01,000</b>	<b>17,71,64,619</b>

12. Expenses for Value added Courses

Particulars	College
Value Added Course -Se E & Tc Dept	2,86,525
Value Added Course -Se & Te E&Tc	90,344
Value Added Course Fess-BE E & TC	1,39,442
Value Added Fundamental Language(FPL-FE)	18,22,500
Value Added -NPTEL Refund It Dept	5,840
Value Added SE Comp	2,40,000
Value Added SE E&TC	91,000
Value Added SE IT	1,45,817
Value Added SE Mech	3,35,000
Value Added Soft Skill-FE	3,600
Value Added TE Comp	84,000
Value Added TE E&TC	2,94,056
Value Added TE IT	22,300
Value Added TE Mech	3,79,100
<b>Total</b>	<b>39,39,524</b>

13(a) Development Expenses

Particulars	College
Renovation	2,40,653
Paint	4,51,514
Labour Charges	6,63,473
Office Generator Running & AMC	87,760
<b>Total</b>	<b>14,43,400</b>



4

**14. Operational Expenses**

5

Particulars	College
Admission/Counselling /Orientation	1,93,973
Advertisement Expense	3,51,840
Alumni Exp	3,53,375
Arboriculture	4,90,919
Audit Fee and Account Fee	2,88,452
Convocation	22,043
Electricity Expenses	14,98,000
Festival Expense	78,679
FOL/Serviceing/Repair/Maint/Insurance	3,95,999
Hospitality Expense	1,89,000
Housekeeping	13,41,421
Insurance	96,001
Legal Expense	2,72,900
Medal & Award Exp	19,662
Misc Expense	5,38,472
	Contd...



5



6

ARMY INSTITUTE OF TECHNOLOGY  
NOTES TO FINANCIAL STATEMENTS

Particulars	College
Photocopy/Xerox/ Documentation/I Card Exp	2,36,958
Postage Charges	9,079
Printing and Stationery	2,26,200
Security Services	11,98,000
Teachers Welfare	54,500
Telephone Charges/Internet Charges	52,327
Travelling and Conveyance Expense	14,628
Water Expenditure	4,96,000
<b>Total</b>	<b>84,18,428</b>

15. Departmental Expenses


Particulars	College
ASGE Dept Revenue Expenditure	1,48,021
Comp Dept Revenue Expenditure	3,25,043
E&TC Dept Revenue Expenditure	3,83,019
IT Dept Revenue Expenditure	1,44,943
IT Infrastructure Revenue Expenditure	31,41,445
Learning Resources(Library)	10,21,260
Mech Design(PG) Dept Revenue Expenditure	1,50,142
Mech(UG) Dept Revenue Expenditure	1,41,582
<b>Total</b>	<b>54,55,455</b>

16. Expenses for Student Activities

Particulars	College
Students Club Activities /Scholarship to Students	35,79,941
<b>Total</b>	<b>35,79,941</b>

17. Staff & Student workshop expenses

Particulars	College
Faculty and Students R&D Expenses	8,69,297
Training and Placement Expenses	5,45,351
<b>Total</b>	<b>14,14,648</b>



6

ARMY INSTITUTE OF TECHNOLOGY  
Income & Expenditure Account for the year ended March 31, 2020  
Grant

EXPENDITURE	AMOUNT (in INR)	AMOUNT (in INR)	INCOME	AMOUNT (in INR)	AMOUNT (in INR)
Departmental Expenditure		41,30,383	Grant-In-Aid Fund - Grant Fund Received from AWES		56,30,000
- Computer Deptment Revenue Exp	2,12,400			56,30,000	
- IT Infrastructure Revenue Exp	14,09,334				
- Learning Resources(Library)	23,31,649				
- Mech(UG) Dept Revenue Exp	1,77,000				
Other Expenditures		14,99,617			
- WI -Fi (Internet Charges)	14,99,617				
Surplus Carried Over Balance Sheet					
<b>TOTAL</b>		<b>56,30,000</b>	<b>TOTAL</b>		<b>56,30,000</b>

As per our Report of even date  
For Chandorkar & Limaye  
Chartered Accountants  
Firm Reg No:101669W

For Army Institute of Technology

CA S M Chandorkar  
Partner M.No. 037777  
UDIN : 20037777 AAAYWAg126  
Place : Pune  
Date : December 22, 2020



*[Signature]*  
Director  
Army Institute of Technology  
Dighi Hills, Pune-411015.

*[Signature]*  
Joint Director  
Army Institute of Technology  
Dighi Hills, Pune-411015.



Army Welfare Education Society  
 Army Institute Of Technology  
 Fixed Asset Summary  
 FY 2019-20

Fixed Assets

Particulars	Gross Block				Depreciation				Net Block	
	01-Apr-19	Additions	Deduct	Gross Block	01-Apr-19	Additions	Deduct	31-Mar-20	31-Mar-19	31-Mar-20
College A/c	25,22,60,140	45,51,999	-	25,67,90,993	16,30,37,995	1,06,05,410	-	17,36,43,405	8,92,22,145	8,31,47,588
Hostel A/c	18,46,94,429	48,75,616	-	18,95,70,045	4,51,08,362	40,39,927	-	4,91,48,289	13,95,86,067	14,04,21,756
	43,69,54,569	94,27,615	-	44,63,61,038	20,81,46,357	1,46,45,337	-	22,27,91,694	22,88,08,212	22,35,69,344



Army Welfare Education Society  
Army Institute Of Technology (College Account)  
FY 2019-20

Sr No	Particulars	Gross Block	Additions	Deductions	Gross Block	Rate	Depreciation	Additions	Deductions	Depreciation	Net Block as on	Net Block as on
		01-Apr-19			31-Mar-20		01-Apr-19			31-Mar-20	31-Mar-19	31-Mar-20
<b>I Vehicles</b>												
2	Toyota Quails	-	-	-	-	15%	-	-	-	-	-	-
3	Minibus	37,569	-	-	37,569	15%	23,399	2,126	-	25,524	14,170	12,045
1	Hero Honda	8,13,750	-	-	8,13,750	15%	4,52,684	54,160	-	5,06,844	3,61,066	3,06,906
2	TATA Car	6,32,647	-	-	6,32,647	15%	3,02,401	49,537	-	3,51,938	3,30,246	2,80,709
3	Bolero Camper	13,50,125	-	-	13,50,125	15%	5,20,979	1,24,372	-	6,45,351	8,29,146	7,04,774
4	Force motor (Mini Bus)	9,67,352	-	-	9,67,352	15%	3,73,295	89,109	-	4,62,404	5,94,057	5,04,948
5	Xylo	-	-	-	-	-	-	-	-	-	-	-
	Subtotal	38,01,443	-	-	38,01,443	-	16,72,758	3,19,303	-	19,92,061	21,28,685	18,09,582
<b>II Laboratory &amp; Workshop Equipment</b>												
1	ASGE Dept	61,45,469	1,42,721	-	62,88,190	25%	48,05,721	3,70,617	-	51,76,338	13,39,749	11,11,852
2	Computer Lab Equipment	2,67,53,993	2,31,534	-	2,69,85,527	25%	2,36,94,074	8,22,863	-	2,45,16,938	30,59,918	24,68,589
3	Electronics Lab Equipment	2,54,86,322	1,43,800	-	2,56,30,122	25%	2,22,74,142	8,38,995	-	2,31,13,137	32,12,179	25,16,984
4	Mechanical Lab Equipment	1,71,39,945	40,800	-	1,71,80,745	25%	1,53,70,685	4,52,515	-	1,58,23,200	17,69,260	13,57,545
5	Workshop Equipment	65,65,788	-	-	65,65,788	25%	65,51,180	3,652	-	65,54,832	14,608	10,956
6	IT Lab Equipment	1,50,22,770	-	-	1,50,22,770	25%	1,13,09,576	9,28,299	-	1,22,37,874	37,13,194	27,84,896
7	E&TC Expansion	22,89,917	2,09,450	-	24,99,367	25%	21,24,533	93,709	-	22,18,242	1,65,384	2,81,126
8	IT Infrastructure	93,54,726	80,778	-	94,35,504	25%	60,11,794	8,55,928	-	68,67,721	33,42,932	25,67,783
9	ME (Design)	30,81,094	-	-	30,81,094	25%	16,85,735	3,48,840	-	20,34,575	13,95,359	10,46,519
10	Increase intake in Comp	18,86,031	-	-	18,86,031	25%	10,34,449	2,12,895	-	12,47,345	8,51,582	6,38,686
	Subtotal	11,37,26,055	8,49,083	-	11,45,75,138	-	9,48,61,889	49,28,312	-	9,97,90,202	1,88,64,166	1,47,84,936
<b>III Other Non-Recurring Equipment</b>												
1	Air Cooler Equipment	46,356	57,716	-	1,04,072	10%	46,356	5,772	-	52,128	-	51,944
2	Aquaguard	48,854	-	-	48,854	10%	48,854	-	-	48,854	-	-
3	Fire Extinguisher	3,10,875	2,52,955	-	5,63,830	10%	1,71,526	39,230	-	2,10,756	1,39,349	3,53,074
4	Office Equipment	16,59,858	-	-	16,59,858	25%	15,82,303	19,389	-	16,01,692	77,555	58,166
5	Sports Equipment	2,16,155	-	-	2,16,155	10%	2,16,155	-	-	2,16,155	-	-
6	Telephone Exchange Equipment	13,23,812	-	-	13,23,812	10%	11,63,021	16,079	-	11,79,100	1,60,791	1,44,712
7	Tennis Court	2,97,456	-	-	2,97,456	10%	2,97,456	-	-	2,97,456	-	-
8	Water Cooler	7,37,484	30,071	-	7,67,555	10%	4,43,793	32,376	-	4,76,170	2,93,691	2,91,385
9	Musical Instrument	2,28,776	-	-	2,28,776	25%	2,20,315	2,115	-	2,22,430	8,461	6,346
10	Camera	1,26,214	-	-	1,26,214	25%	85,929	10,071	-	96,000	40,285	30,214
11	Pool Table	1,04,500	-	-	1,04,500	10%	91,051	1,345	-	92,396	13,449	12,104
12	Gen Set	18,75,385	-	-	18,75,385	25%	18,47,325	7,015	-	18,54,340	28,060	21,045
13	Air Conditioners	21,71,665	4,07,896	-	25,79,561	10%	14,65,720	1,11,384	-	15,77,104	7,05,945	10,02,457
14	Bences	48,950	-	-	48,950	10%	48,950	-	-	48,950	-	-
15	Parking	2,27,505	-	-	2,27,505	5%	1,68,023	2,974	-	1,70,997	59,482	56,508
16	Dustbins	87,819	-	-	87,819	10%	81,931	589	-	82,520	5,888	5,299
17	Fan	5,79,608	94,295	-	6,73,903	25%	3,22,725	87,795	-	4,10,519	2,56,883	2,63,384
18	Kitchen Equipment	98,210	-	-	98,210	20%	98,210	-	-	98,210	-	-
19	PA Equipment	1,42,400	-	-	1,42,400	25%	1,42,400	-	-	1,42,400	-	-
20	Raw Water Filter	43,615	-	-	43,615	10%	43,615	-	-	43,615	-	-
21	Refrigerators	77,553	-	-	77,553	10%	49,507	2,805	-	52,311	28,046	25,242
22	Video Projector	17,23,756	2,51,447	-	19,75,203	25%	17,06,535	67,167	-	17,73,702	17,222	2,01,501
23	Raman Theater	50,05,896	-	-	50,05,896	15%	47,49,558	38,451	-	47,88,009	2,56,338	2,17,887



Sr No	Particulars	Gross Block	Additions	Deductions	Gross Block	Rate	Depreciation	Additions	Deductions	Depreciation	Net Block as on	Net Block as on
		01-Apr-19			31-Mar-20		01-Apr-19			31-Mar-20	31-Mar-19	31-Mar-20
24	UPS	5,87,449	2,11,540	-	7,98,989	25%	5,59,763	59,806	-	6,19,570	27,686	1,79,419
25	Anti Virus Software	2,21,000	-	-	2,21,000	25%	2,21,000	-	-	-	-	-
26	Internet Project	5,72,596	-	-	5,72,596	25%	5,72,596	-	-	5,72,596	-	-
27	Resurfacing of AIT Road	15,43,077	-	-	15,43,077	10%	9,91,704	55,137	-	10,46,842	5,51,373	4,96,235
28	Squash Court	75,563	-	-	75,563	5%	41,518	1,702	-	43,220	34,045	32,343
29	Gym Equipmewt	3,17,802	-	-	3,17,802	15%	2,85,640	4,824	-	2,90,464	32,162	27,338
30	Basket Ball/Vally ball/Cricct	21,66,528	-	-	21,66,528	10%	12,37,038	92,949	-	13,29,987	9,29,490	8,36,541
31	Net Working of Cental Sowtware	4,10,539	-	-	4,10,539	25%	4,10,539	-	-	4,10,539	-	-
32	Time Attendance Machine	3,23,840	-	-	3,23,840	10%	78,870	24,497	-	1,03,367	2,44,970	2,20,473
33	Television	3,03,520	-	-	3,03,520	25%	2,19,029	21,123	-	2,40,152	84,491	63,368
34	water Purifier	1,95,514	-	-	1,95,514	10%	89,264	10,625	-	99,889	1,06,250	95,625
35	Renovation/Maint of AIT Bldgs	38,61,495	-	-	38,61,495	2%	17,52,732	42,175	-	17,94,907	21,08,763	20,66,588
36	CCTV Camara	3,58,778	1,16,759	-	4,75,537	25%	1,58,655	79,221	-	2,37,875	2,00,123	2,37,662
37	Batteries	15,826	24,000	-	39,826	25%	15,825	6,000	-	21,825	1	18,001
38	Digital Language Software	1,57,500	-	-	1,57,500	25%	1,45,674	2,957	-	1,48,631	11,826	8,870
39	Electric Pole	32,000	-	-	32,000	25%	32,000	-	-	32,000	-	-
40	Printer/Scanner/Harddisk	4,27,139	2,87,299	-	7,14,438	25%	3,92,415	80,506	-	4,72,920	34,724	2,41,518
41	AIT Main Gate	13,01,209	-	-	13,01,209	25%	10,92,780	52,107	-	11,44,887	2,08,429	1,56,322
42	MS Rack Book	91,000	-	-	91,000	25%	76,423	3,644	-	80,068	14,577	10,932
43	Digital Copy Printer	1,19,298	-	-	1,19,298	25%	1,03,373	3,981	-	1,07,354	15,925	11,944
44	Water Tank	2,50,069	-	-	2,50,069	25%	1,20,860	32,302	-	1,53,162	1,29,209	96,907
45	Sony Camera	12,010	-	-	12,010	25%	9,872	535	-	10,406	2,138	1,604
46	1.2 kva solar plant	7,70,000	-	-	7,70,000	25%	5,56,821	53,295	-	6,10,116	2,13,179	1,59,884
47	Bio Metric	1,61,927	1,81,484	-	3,43,411	25%	61,305	70,527	-	1,31,831	1,00,622	2,11,580
48	ARF Eqpt	43,97,067	-	-	43,97,067	25%	35,55,084	2,10,496	-	37,65,580	8,41,983	6,31,487
49	Tech Eqpt	2,38,29,364	-	-	2,38,29,364	25%	1,63,57,482	18,67,971	-	1,82,25,452	74,71,882	56,03,912
50	Washing Machine	58,000	-	-	58,000	25%	25,375	8,156	-	33,531	32,625	24,469
51	Video Conferencing	5,25,015	-	-	5,25,015	25%	1,31,254	98,440	-	2,29,694	3,93,761	2,95,321
52	25 HP Water Pump Kirloskar	74,813	-	-	74,813	25%	18,703	14,027	-	32,731	56,110	42,082
53	PA Eqpt	1,03,073	-	-	1,03,073	25%	25,768	19,326	-	45,094	77,305	57,979
54	Sports Eqpt	2,33,890	1,61,461	-	3,95,351	10%	23,389	37,196	-	60,585	2,10,501	3,34,766
55	Tally Software-6.3	38,232	-	-	38,232	25%	9,558	7,169	-	16,727	28,674	21,506
56	5Hp Openwell Submersible Pump Set	38,353	78,061	-	1,16,414	25%	9,588	26,706	-	36,295	28,765	80,119
57	Automatic Shoe Shine Machine	28,632	-	-	28,632	25%	7,158	5,369	-	12,527	21,474	16,106
58	Compressor for Cutting Hard Rock of Sewage Lines	22,500	-	-	22,500	25%	5,625	4,219	-	9,844	16,875	12,656
59	Contruccion of Shed for Two Wheeler Parking - FA	1,27,118	-	-	1,27,118	25%	31,780	23,835	-	55,614	95,339	71,504
60	Fabrication Mtrl for Constr of West Fencing	1,39,738	-	-	1,39,738	25%	34,935	26,201	-	61,135	1,04,804	78,603
61	Geysar	14,600	4,350	-	18,950	25%	3,650	3,825	-	7,475	10,950	11,475
62	Hand Wireless Microphone Systems	44,187	1,28,975	-	1,73,162	25%	11,047	40,529	-	51,576	33,140	1,21,586
63	Procurement of Eqpt for Telephone Exchange	4,56,247	-	-	4,56,247	10%	45,625	41,062	-	86,687	4,10,622	3,69,560
64	Sintex Tank	9,409	-	-	9,409	25%	2,352	1,764	-	4,116	7,057	5,293
65	Sintex Door	9,965	-	-	9,965	10%	997	897	-	1,893	8,969	8,072
66	Sintex Water Tank 5000 Ltr	1,12,456	-	-	1,12,456	25%	28,114	21,086	-	49,200	84,342	63,257
67	Symphony Touch 35 Cooler	29,976	-	-	29,976	10%	2,998	2,698	-	5,695	26,978	24,281
68	Telephone Instruments	15,180	54,811	-	69,991	10%	1,518	6,847	-	8,365	13,662	61,626
69	Water Cooler Compressor	9,200	-	-	9,200	10%	920	828	-	1,748	8,280	7,452
70	Water Dispenser & Beetal Phone	29,040	-	-	29,040	10%	2,904	2,614	-	5,518	26,136	23,522
71	Vaccum Cleaner	-	6,750	-	6,750	10%	-	675	-	675	-	6,075
72	Insect Killer Machine	-	14,396	-	14,396	10%	-	1,440	-	1,440	-	12,956
	Subtotal	6,18,04,436	23,54,256	-	6,41,47,556		4,46,52,776	36,13,729	-	4,82,66,505	1,71,51,660	1,58,81,051



Sr No	Particulars	Gross Block	Additions	Deductions	Gross Block	Rate	Depreciation	Additions	Deductions	Depreciation	Net Block as on	Net Block as on
		01-Apr-19			31-Mar-20		01-Apr-19			31-Mar-20	31-Mar-19	31-Mar-20
IV Library												
1	Library Books	1,05,66,857	-	-	1,05,66,857	15%	81,77,182	3,58,451	-	85,35,634	23,89,675	20,31,223
2	Library Equipment	12,27,501	-	-	12,27,501	15%	8,28,853	59,797	-	8,88,650	3,98,648	3,38,851
	Subtotal	1,17,94,358	-	-	1,17,94,358		90,06,035	4,18,248	-	94,24,284	27,88,323	23,70,074
V Furniture & Fixtures												
1	Furniture & Fixtures	84,92,435	13,25,298	-	98,17,733	10%	59,37,068	3,88,066	-	63,25,134	25,55,367	34,92,598
2	Soft Furnishings	6,19,059	13,352	-	6,32,411	25%	6,14,513	4,475	-	6,18,987	4,546	13,424
3	Almirah	3,80,661	-	-	3,80,661	10%	2,73,541	10,712	-	2,84,253	1,07,120	96,408
4	Dual Desks Conducting Univ Exam	72,940	-	-	72,940	10%	7,294	6,565	-	13,859	65,646	59,081
5	Red Carpet Roll	67,603	-	-	67,603	10%	6,760	6,084	-	12,845	60,843	54,758
	Subtotal	96,32,698	13,38,650	-	1,09,71,348		68,39,176	4,15,902	-	72,55,078	27,93,521	37,16,269
VI Buildings												
1	Constr on New Bldgs	4,64,27,197	-	-	4,64,27,197	2%	50,39,474	8,27,754	-	58,67,229	4,13,87,723	4,05,59,968
2	STP	48,13,740	-	-	48,13,740	2%	9,60,681	77,061	-	10,37,742	38,53,059	37,75,998
3	AIT Building/Hostel Accn & Guest Rooms	2,60,213	-	-	2,60,213	2%	5,204	5,100	-	10,304	2,55,009	2,49,909
	Subtotal	5,15,01,150	-	-	5,15,01,150		60,05,360	9,09,916	-	69,15,275	4,54,95,790	4,45,85,875
	Total	25,22,60,140	45,51,999	-	25,67,90,993		16,30,37,995	1,06,05,410	-	17,36,43,405	8,92,22,145	8,31,47,588



(=)


(=)

## Fixed Assets

Sr No	Particulars	Gross Block				Rate	Depreciation				Net Block	
		01-Apr-19	Additions	Deduct	31-Mar-20		01-Apr-19	Additions	Deduct	31-Mar-20	31-Mar-19	31-Mar-20
1	Furniture & Fixture	47,89,670	6,89,940	-	54,79,610	10%	27,02,865	2,77,574	-	29,80,539	20,86,805	24,99,071
2	Television Set	1,62,398	79,489	-	2,41,887	25%	1,41,851	75,009	-	1,66,860	20,547	75,027
3	Kitchen Equipment	6,05,520	3,69,123	-	9,74,643	20%	6,05,520	73,825	-	6,79,345	-	2,95,298
4	Water Cooler Equipment	5,99,549	3,07,355	-	9,06,904	10%	2,66,294	64,061	-	3,30,355	3,33,255	5,76,549
5	Fan	10,28,348	2,54,250	-	12,82,598	25%	5,07,572	1,93,757	-	7,01,329	5,20,777	5,81,270
6	Bio Metric Attendance Machine	1,69,440	66,080	-	2,35,520	10%	46,218	18,930	-	65,148	1,23,222	1,70,372
7	Solar Water Heater Tank	1,71,481	-	-	1,71,481	10%	66,913	10,457	-	77,370	1,04,568	94,111
8	Fire extingisher	85,792	-	-	85,792	10%	36,773	4,902	-	41,675	49,019	44,117
9	Water Purifier	5,04,588	-	-	5,04,588	10%	1,25,513	37,908	-	1,63,421	3,79,075	3,41,167
10	Deep Freezer (Vertical)	72,000	-	-	72,000	10%	44,105	2,790	-	46,895	27,895	25,105
11	Renovation/Maint of AIT Bldgs	38,87,124	26,50,504	-	65,37,628	10%	26,45,458	3,89,217	-	30,34,675	12,41,666	35,02,953
12	Wi Fi Facilities	25,00,539	-	-	25,00,539	10%	15,03,871	99,667	-	16,03,538	9,96,668	8,97,001
13	Invertor	87,700	-	-	87,700	25%	50,702	9,250	-	59,952	36,998	27,748
14	Refrigertaor	24,612	-	-	24,612	10%	6,670	1,794	-	8,464	17,942	16,148
15	Vacum Cleaner	1,52,842	-	-	1,52,842	10%	17,677	13,517	-	31,194	1,35,165	1,21,648
16	Benches	1,26,200	-	-	1,26,200	10%	23,978	10,222	-	34,200	1,02,222	92,000
17	AC for Hostel	1,09,100	1,24,799	-	2,33,899	10%	20,729	21,317	-	42,046	88,371	1,91,853
18	1.5 HP Submersible Pump	53,833	-	-	53,833	10%	5,383	4,845	-	10,228	48,450	43,605
19	3 HP Submersible Pump for Fountain	27,022	-	-	27,022	10%	2,702	2,432	-	5,134	24,320	21,888
20	SHP Diesel Engine with MID Pump	45,000	54,919	-	99,919	10%	4,500	9,542	-	14,042	40,500	85,877
21	Designed Roofing Sheet Material	84,370	-	-	84,370	10%	8,437	7,593	-	16,030	75,933	68,340
22	Geysier For BH	70,352	-	-	70,352	10%	7,035	6,332	-	13,367	63,317	56,985
23	Hand Tools Equipt for Project Works	49,914	-	-	49,914	10%	4,991	4,492	-	9,483	44,923	40,431
24	Led Steet Light	11,872	-	-	11,872	10%	1,187	1,069	-	2,256	10,685	9,616
25	AC in Girls Hostel	40,914	-	-	40,914	10%	4,091	3,682	-	7,773	36,823	33,141
26	Water Cock	1,45,539	-	-	1,45,539	10%	14,554	13,099	-	27,653	1,30,985	1,17,886
27	Samiyana for Multi Function	49,466	-	-	49,466	10%	4,947	4,452	-	9,399	44,519	40,067
28	Sintex Water Tank 5000 Ltr	43,834	-	-	43,834	10%	4,383	3,945	-	8,328	39,451	35,506
29	Walk Behind Scrubber & Drier Machine	4,23,620	-	-	4,23,620	10%	42,362	38,126	-	80,488	3,81,258	3,43,132
30	Water Geysier for Vishweswariya Hostel	12,800	-	-	12,800	10%	1,280	1,152	-	2,432	11,520	10,368
31	Water Meters For Family Qtr	1,08,324	-	-	1,08,324	10%	10,832	9,749	-	20,581	97,492	87,743
32	Accn & Guest Room (H)	13,56,58,868	-	-	13,56,58,868	2%	3,27,01,506	20,59,147	-	3,47,60,653	10,29,57,362	10,08,98,215
33	Hostel Bldgs (H) Flank	3,27,91,799	-	-	3,27,91,799	2%	34,77,463	5,86,287	-	40,63,750	2,93,14,336	2,87,28,049
34	Atta Dough Kneeder	-	20,768	-	20,768	10%	-	2,077	-	2,077	-	18,691
35	CCTV Camera	-	11,800	-	11,800	25%	-	2,950	-	2,950	-	8,850
36	Sports Equipments	-	2,17,915	-	2,17,915	10%	-	21,792	-	21,792	-	1,96,123
37	Sprinkler	-	28,674	-	28,674	10%	-	2,867	-	2,867	-	25,807
	Subtotal	18,46,94,429	48,75,616	-	18,95,70,045		4,51,08,362	40,39,927	-	4,91,48,289	13,95,86,067	14,04,21,756

13

Expenditure As Per Audited Report : FY 2019-20			
Expenditure for Infrastructure Augmentation(INR in Lakh)			
Ser	Particular	Amount	Page No of Audited Statement
1	Development Expenses for Renovation/Replacement/Civil & Maintenance	0	
2	Depreciation on Asset	106.05	14
3	Grant in Aid	56.3	15
4	Expenses on Non Recurring Fixed Asset	94.27	16 TO 20
	Total	256.62	



13



14

EXPENDITURE	Note No.	AMOUNT (in INR)	AMOUNT (in INR)	INCOME	Note No.	AMOUNT (in INR)	AMOUNT (in INR)
Tuition Fund			17,02,03,143	Tuition Fund			18,41,47,703
- Employee Pay & Allowances	11	16,62,63,619		- Tuitions Fees Received		18,45,93,957	
- Expenses for Value added Courses	12	39,39,524		Less: Tuition Fees Refunded		(44,81,654)	
				- Fees for Value Added Courses		40,35,400	
Development Fund			1,20,48,810	Development Fund			2,38,49,465
- Development Expenses for Renovation / replacement/ Civil & maintenance Work	13(a)	14,43,400		- Development Fee		2,38,49,465	
- Depreciation		1,05,05,410					
College Fund			2,41,09,225	College Fund			4,04,69,198
- Operational Expense	14	84,18,428		- Interest on Investment		3,09,21,721	
- Departmental Expenditure	15	54,55,455		- Sale of Prospectus		16,06,349	
- Expenses for Student Activities	16	35,79,941		- Rent & Allied Charges		5,24,400	
- Staff & Student workshop expenses	17	14,14,648		- Miscellaneous Income		10,20,268	
- Exam Fees		31,57,888		- Fee reservation against reserved		5,60,000	
- Uniform Expenses		20,82,865		- Wifi Charges		18,24,680	
				- Placement Charges		12,57,300	
				- Alumni Charges		66,000	
				- Rule book/admission charges		1,08,680	
				- Uniform Charges		16,48,100	
				University Exam Fund			29,01,768
				- Grant Received from University		-	
				- Examination Fees		29,01,768	
Surplus Carried Over Balance Sheet			4,50,06,956				
TOTAL			25,13,68,134	TOTAL			25,13,68,134

As per our Report of even date  
 For Chandorkar & Limaye  
 Chartered Accountants  
 Firm Reg No: 101669W


CA S M Chandorkar  
 Partner M.No. 037777  
 UDIN : 20037777HAAAACD9486  
 Place : Pune  
 Date : December 23, 2020



For Army Institute of Technology

*Gururaj*  
 Director  
 Army Institute of Technology  
 Dighi Hills, Pune-411015.

*Shrikanth*  
 Joint Director  
 Army Institute of Technology  
 Dighi Hills, Pune-411 015.



14

14

ARMY INSTITUTE OF TECHNOLOGY  
 Income & Expenditure Account for the year ended March 31, 2020  
 Grant

EXPENDITURE	AMOUNT (in INR)	AMOUNT (in INR)	INCOME	AMOUNT (in INR)	
Departmental Expenditure		41,30,383	Grant-In-Aid Fund - Grant Fund Received from AWES		56,30,000
- Computer Deptment Revenue Exp	2,12,400				
- IT Infrastructure Revenue Exp	14,09,334				
- Learning Resources(Library)	23,31,649				
- Mech(UG) Dept Revenue Exp	1,77,000				
Other Expenditures		14,99,617			
- WI -Fi (Internet Charges)	14,99,617				
Surplus Carried Over Balance Sheet					
<b>TOTAL</b>		<b>56,30,000</b>	<b>TOTAL</b>		<b>56,30,000</b>

As per our Report of even date  
 For Chandorkar & Limaye  
 Chartered Accountants  
 Firm Reg No:101669W

For Army Institute of Technology

CA S M Chandorkar  
 Partner M.No. 037777  
 UDIN : 20037777AAAWC00486  
 Place : Pune  
 Date : December 22, 2020



*[Signature]*  
 Director

Army Institute of Technology  
 Dighi Road, Pune-411015.

*[Signature]*  
 Joint Director



Army Institute of Technology  
 Dighi Road, Pune-411015.



Army Welfare Education Society  
 Army Institute Of Technology  
 Fixed Asset Summary  
FY 2019-20

Fixed Assets

Particulars	Gross Block				Depreciation				Net Block	
	01-Apr-19	Additions	Deduct	Gross Block	01-Apr-19	Additions	Deduct	31-Mar-20	31-Mar-19	31-Mar-20
College A/c	25,22,60,140	45,51,999	-	25,67,90,993	16,30,37,995	1,06,05,410	-	17,36,43,405	8,92,22,145	8,31,47,588
Hostel A/c	18,46,94,429	48,75,616	-	18,95,70,045	4,51,08,362	40,39,927	-	4,91,48,289	13,95,86,067	14,04,21,756
	43,69,54,569	94,27,615	-	44,63,61,038	20,81,46,357	1,46,45,337	-	22,27,91,694	22,88,08,212	22,35,69,344




16

16

Army Welfare Education Society  
Army Institute Of Technology (College Account)  
FY 2019-20

Sr No	Particulars	Gross Block	Additions	Deductions	Gross Block	Rate	Depreciation	Additions	Deductions	Depreciation	Net Block as on	Net Block as on
		01-Apr-19			31-Mar-20		01-Apr-19			31-Mar-20	31-Mar-19	31-Mar-20
<b>I Vehicles</b>												
2	Toyota Qualis	-	-	-	-	15%	-	-	-	25,524	14,170	12,045
3	Minibus	-	-	-	37,569	15%	23,399	2,126	-	5,06,844	3,61,066	3,06,906
1	Hero Honda	37,569	-	-	37,569	15%	4,52,684	54,160	-	3,51,938	3,30,246	2,80,709
2	TATA Car	8,13,750	-	-	8,13,750	15%	3,02,401	49,537	-	6,45,351	8,29,146	7,04,774
3	Boiero Camper	6,32,647	-	-	6,32,647	15%	5,20,979	1,24,372	-	4,62,404	5,94,057	5,04,948
4	Force motor (Mini Bus)	13,50,125	-	-	13,50,125	15%	3,73,295	89,109	-	19,92,061	21,28,685	18,09,382
5	Xylo	9,67,352	-	-	9,67,352	15%	16,72,758	3,19,303	-	-	-	-
	Subtotal	38,01,443	-	-	38,01,443							
<b>II Laboratory &amp; Workshop Equipment</b>												
1	ASGE Dept	61,45,469	1,42,721	-	62,88,190	25%	48,05,721	3,70,617	-	51,76,338	13,39,749	11,11,852
2	Computer Lab Equipment	2,67,53,993	2,31,534	-	2,69,85,527	25%	2,36,94,074	8,22,863	-	2,45,16,938	30,59,918	24,68,589
3	Electronics Lab Equipment	2,54,86,322	1,43,800	-	2,56,30,122	25%	2,22,74,142	8,38,995	-	2,31,13,137	32,12,179	25,16,984
4	Mechanical Lab Equipment	1,71,39,945	40,800	-	1,71,80,745	25%	1,53,70,685	4,52,515	-	1,58,23,200	17,69,260	13,57,545
5	Workshop Equipment	65,65,788	-	-	65,65,788	25%	65,51,180	3,652	-	65,54,832	14,608	10,956
6	IT Lab Equipment	1,50,22,770	-	-	1,50,22,770	25%	1,13,09,576	9,28,299	-	22,18,242	1,65,384	37,13,194
7	E&TC Expansion	22,89,917	2,09,450	-	24,99,367	25%	21,24,533	93,709	-	68,67,721	33,42,932	25,67,783
8	IT Infrastructure	93,54,726	80,778	-	94,35,504	25%	60,11,794	8,55,928	-	20,34,575	13,95,359	10,46,519
9	ME (Design)	30,81,094	-	-	30,81,094	25%	16,85,735	3,48,840	-	12,47,345	8,51,582	6,38,686
10	Increase intake in Comp	18,86,031	-	-	18,86,031	25%	10,34,449	2,12,895	-	9,97,90,202	1,88,64,166	1,47,84,936
	Subtotal	11,37,26,055	8,49,083	-	11,45,75,138		9,48,61,889	49,28,312	-			51,944
<b>III Other Non Recurring Equipment</b>												
1	Air Cooler Equipment	46,356	57,716	-	1,04,072	10%	46,356	5,772	-	52,128	-	51,944
2	Aquaguard	48,854	-	-	48,854	10%	48,854	-	-	48,854	1,39,349	3,53,074
3	Fire Extinguisher	3,10,875	2,52,955	-	5,63,830	10%	1,71,526	39,230	-	2,10,756	77,555	58,166
4	Office Equipment	16,59,858	-	-	16,59,858	25%	15,82,303	19,389	-	16,01,692	-	-
5	Sports Equipment	2,16,155	-	-	2,16,155	10%	2,16,155	-	-	2,16,155	1,60,791	1,44,712
6	Telephone Exchange Equipment	13,23,812	-	-	13,23,812	10%	11,63,021	16,079	-	11,79,100	2,97,456	2,91,385
7	Tennis Court	2,97,456	-	-	2,97,456	10%	2,97,456	32,376	-	4,76,170	2,93,691	6,346
8	Water Cooler	7,37,484	30,071	-	7,67,555	10%	4,43,793	2,115	-	2,22,430	8,461	30,214
9	Musical Instrument	2,28,776	-	-	2,28,776	25%	2,20,315	2,115	-	96,000	40,285	12,104
10	Camera	1,26,214	-	-	1,26,214	25%	85,929	10,071	-	92,396	13,449	21,045
11	Pool Table	1,04,500	-	-	1,04,500	10%	91,051	1,345	-	18,54,340	28,060	10,02,457
12	Gen Set	18,75,385	-	-	18,75,385	25%	18,47,325	7,015	-	15,77,104	7,05,945	-
13	Air Conditioners	21,71,665	4,07,896	-	25,79,561	10%	14,65,720	1,11,384	-	48,950	59,482	56,508
14	Bences	48,950	-	-	48,950	10%	48,950	-	-	1,70,997	5,888	5,299
15	Parking	2,27,505	-	-	2,27,505	5%	1,68,023	2,974	-	82,520	2,56,883	2,63,384
16	Dustbins	87,819	-	-	87,819	10%	81,931	589	-	4,10,519	-	-
17	Fan	5,79,608	94,295	-	6,73,903	25%	3,22,725	87,795	-	98,210	-	-
18	Kitchen Equipment	98,210	-	-	98,210	20%	98,210	-	-	1,42,400	-	-
19	PA Equipment	1,42,400	-	-	1,42,400	25%	1,42,400	-	-	43,615	28,046	25,242
20	Raw Water Filter	43,615	-	-	43,615	10%	43,615	-	-	52,311	-	-
21	Refrigerators	77,553	-	-	77,553	10%	49,507	2,805	-	17,73,702	17,222	2,01,501
22	Video Projector	17,23,756	2,51,447	-	19,75,203	25%	17,06,535	67,167	-	47,88,009	2,56,338	2,17,887
23	Raman Theater	50,05,896	-	-	50,05,896	15%	47,49,558	38,451	-	-	-	-




Sr No	Particulars	Gross Block		Additions	Deductions	Gross Block		Rate	Depreciation		Deductions	Depreciation		Net Block as on	
		01-Apr-19	31-Mar-20			31-Mar-20	Rate		01-Apr-19	31-Mar-20		31-Mar-19	31-Mar-20		
24	UPS	5,87,449		2,11,540	-	7,98,989	25%	5,59,763	59,806	-	-	6,19,570	27,585	1,79,419	
25	Anti Virus Software	2,21,000	-	-	-	2,21,000	25%	2,21,000	-	-	-	2,21,000	-	-	
26	Internet Project	5,72,596	-	-	-	5,72,596	25%	5,72,596	-	-	-	5,72,596	-	-	
27	Resurfacing of AIT Road	15,43,077	-	-	-	15,43,077	10%	9,91,704	55,137	-	-	10,46,842	5,51,373	4,96,235	
28	Squash Court	75,563	-	-	-	75,563	5%	41,518	1,702	-	-	43,220	34,045	32,343	
29	Gym Equipment	3,17,802	-	-	-	3,17,802	15%	2,85,640	4,824	-	-	2,90,464	32,162	27,338	
30	Basket Ball/Vally ball/Cricket	21,66,528	-	-	-	21,66,528	10%	12,37,038	92,949	-	-	13,29,987	9,29,490	8,36,541	
31	Net Working of Central Sowlware	4,10,539	-	-	-	4,10,539	25%	4,10,539	-	-	-	4,10,539	-	-	
32	Time Attendance Machine	3,23,840	-	-	-	3,23,840	10%	78,870	24,497	-	-	1,03,367	2,44,970	2,20,473	
33	Television	3,03,520	-	-	-	3,03,520	25%	2,19,029	21,123	-	-	2,40,152	84,491	63,368	
34	water Purifier	1,95,514	-	-	-	1,95,514	10%	89,264	10,625	-	-	99,889	1,06,250	95,625	
35	Renovation/Maint of AIT Bldgs	38,61,495	-	-	-	38,61,495	2%	17,52,732	42,175	-	-	17,94,907	21,08,763	20,66,588	
36	CCTV Camara	3,58,778	1,16,759	-	-	4,75,537	25%	1,58,655	79,221	-	-	2,37,875	2,00,123	2,37,662	
37	Batteries	15,826	24,000	-	-	39,826	25%	15,825	6,000	-	-	21,825	1	18,001	
38	Digital Language Software	1,57,500	-	-	-	1,57,500	25%	1,45,674	2,957	-	-	1,48,631	11,826	8,870	
39	Electric Pole	32,000	-	-	-	32,000	25%	32,000	-	-	-	32,000	-	-	
40	Printer/Scanner/Harddisk	4,27,139	2,87,299	-	-	7,14,438	25%	3,92,415	80,506	-	-	4,72,920	34,724	2,41,518	
41	AIT Main Gate	13,01,209	-	-	-	13,01,209	25%	10,92,780	52,107	-	-	11,44,887	2,08,429	1,56,322	
42	MS Rack Book	91,000	-	-	-	91,000	25%	76,423	3,644	-	-	80,069	14,577	10,932	
43	Digital Copy Printer	1,19,298	-	-	-	1,19,298	25%	1,03,373	3,981	-	-	1,07,354	15,925	11,944	
44	Water Tank	2,50,069	-	-	-	2,50,069	25%	1,20,860	32,302	-	-	1,53,162	1,29,209	96,907	
45	Sony Camera	12,010	-	-	-	12,010	25%	9,872	535	-	-	10,406	2,138	1,604	
46	12 kva solar plant	7,70,000	-	-	-	7,70,000	25%	5,56,821	53,295	-	-	6,10,116	2,13,179	1,59,884	
47	Bio Metric	1,61,927	1,81,484	-	-	3,43,411	25%	61,305	70,527	-	-	1,31,831	1,00,622	2,11,580	
48	ARF Eqpt	43,97,067	-	-	-	43,97,067	25%	35,55,084	2,10,496	-	-	37,65,580	8,41,983	6,31,487	
49	Tech Eqpt	2,38,29,364	-	-	-	2,38,29,364	25%	1,63,57,482	18,67,971	-	-	1,82,25,452	74,71,882	56,03,912	
50	Washing Machine	58,000	-	-	-	58,000	25%	25,375	8,156	-	-	33,531	32,625	24,469	
51	Video Conferencing	5,25,015	-	-	-	5,25,015	25%	1,31,254	98,440	-	-	2,29,694	3,93,761	2,95,321	
52	25 HP Water Pump Kirloskar	74,813	-	-	-	74,813	25%	18,703	14,027	-	-	32,731	56,110	42,082	
53	PA Eqpt	1,03,073	-	-	-	1,03,073	25%	25,768	19,326	-	-	45,094	77,305	57,979	
54	Sports Eqpt	2,33,890	1,61,461	-	-	3,95,351	10%	23,389	37,196	-	-	60,585	2,10,501	3,34,766	
55	Tally Software-6.3	38,232	-	-	-	38,232	25%	9,558	7,169	-	-	16,727	28,674	21,506	
56	5Hp Openwell Submersible Pump Set	38,353	78,061	-	-	1,16,414	25%	9,588	26,706	-	-	36,295	28,765	80,119	
57	Automatic Shoe Shine Machine	28,632	-	-	-	28,632	25%	7,158	5,369	-	-	12,527	21,474	16,106	
58	Compressor for Cutting Hard Rock of Sewage Lines	22,500	-	-	-	22,500	25%	5,625	4,219	-	-	9,844	16,875	12,656	
59	Construction of Shed for Two Wheeler Parking - FA	1,27,118	-	-	-	1,27,118	25%	31,780	23,835	-	-	55,614	95,339	71,504	
60	Fabrication Mtrl for Constr of West Fencing	1,39,738	-	-	-	1,39,738	25%	34,935	26,201	-	-	61,135	1,04,804	78,603	
61	Geyser	14,600	4,350	-	-	18,950	25%	3,650	3,825	-	-	7,475	10,950	11,475	
62	Hand Wireless Microphone Systems	44,187	1,28,975	-	-	1,73,162	25%	11,047	40,529	-	-	51,576	33,140	1,21,586	
63	Procurement of Eqpt for Telephone Exchange	4,56,247	-	-	-	4,56,247	10%	45,625	41,062	-	-	86,687	4,10,622	3,69,560	
64	Sintex Tank	9,409	-	-	-	9,409	25%	2,352	1,764	-	-	4,116	7,057	5,293	
65	Sintex Door	9,965	-	-	-	9,965	10%	997	897	-	-	1,893	8,969	8,072	
66	Sintex Water Tank 5000 Ltr	1,12,456	-	-	-	1,12,456	25%	28,114	21,085	-	-	49,200	84,342	63,257	
67	Symphony Touch 35 Cooler	29,976	-	-	-	29,976	10%	2,998	2,698	-	-	5,695	26,978	24,281	
68	Telephone Instruments	15,180	54,811	-	-	69,991	10%	1,518	6,847	-	-	8,365	13,662	61,626	
69	Water Cooler Compressor	9,200	-	-	-	9,200	10%	920	828	-	-	1,748	8,280	7,452	
70	Water Dispenser & Beetal Phone	29,040	-	-	-	29,040	10%	2,904	2,614	-	-	5,518	26,136	23,522	
71	Vaccum Cleaner	-	6,750	-	-	6,750	10%	-	675	-	-	675	-	6,075	
72	Insect Killer Machine	-	14,396	-	-	14,396	10%	-	1,440	-	-	1,440	-	12,956	
Subtotal		6,18,04,489	23,64,266	-	-	6,41,47,556		4,46,52,776	36,13,729	-	-	4,82,66,505	1,71,51,660	1,58,81,051	



18

Sr No	Particulars	Gross Block	Additions	Deductions	Gross Block	Rate	Depreciation	Additions	Deductions	Depreciation	Net Block as on	Net Block as on
		01-Apr-19			31-Mar-20		01-Apr-19			31-Mar-20	31-Mar-19	31-Mar-20
IV Library												
1	Library Books	1,05,66,857	-	-	1,05,66,857	15%	81,77,182	3,58,451	-	-	-	-
2	Library Equipment	12,27,501	-	-	12,27,501	15%	8,28,853	59,797	-	-	85,35,634	23,89,675
	Subtotal	1,17,94,358	-	-	1,17,94,358		90,06,035	4,18,248	-	-	8,88,650	3,98,648
V Furniture & Fixtures												
1	Furniture & Fixtures	84,92,435	13,25,298	-	98,17,733	10%	59,37,068	3,88,066	-	-	63,25,134	27,88,323
2	Soft Furnishings	6,19,059	13,352	-	6,32,411	25%	6,14,513	4,475	-	-	63,25,134	25,55,367
3	Almirah	3,80,661	-	-	3,80,661	10%	2,73,541	10,712	-	-	6,18,987	4,546
4	Dual Desks Conducting Univ Exam	72,940	-	-	72,940	10%	7,294	6,565	-	-	2,84,253	1,07,120
5	Red Carpet Roll	67,603	-	-	67,603	10%	6,760	6,084	-	-	13,859	65,646
	Subtotal	96,32,698	13,38,650	-	1,09,71,348		68,39,176	4,15,902	-	-	72,55,078	27,93,521
VI Buildings												
1	Constr on New Bldgs	4,64,27,197	-	-	4,64,27,197	2%	50,39,474	8,27,754	-	-	58,67,229	4,13,87,723
2	STP	48,13,740	-	-	48,13,740	2%	9,60,681	77,061	-	-	10,37,742	38,53,059
3	AIT Building/Hostel Accn & Guest Rooms	2,60,213	-	-	2,60,213	2%	5,204	5,100	-	-	10,304	2,55,009
	Subtotal	5,15,01,150	-	-	5,15,01,150		60,05,360	9,09,916	-	-	69,15,275	4,54,95,790
	Total	25,22,60,140	45,51,999	-	25,67,90,993		16,30,37,995	1,06,05,410	-	-	17,36,43,405	8,92,22,145
												8,31,47,588



19

19

## Fixed Assets

Sr No	Particulars	Gross Block				Rate	Depreciation				Net Block	
		01-Apr-19	Additions	Deduct	31-Mar-20		01-Apr-19	Additions	Deduct	31-Mar-20	31-Mar-19	31-Mar-20
1	Furniture & Fixture	47,89,670	6,89,940	-	54,79,610	10%	27,02,865	2,77,674	-	29,80,539	20,86,805	24,99,071
2	Television Set	1,62,398	79,489	-	2,41,887	25%	1,41,851	25,009	-	1,66,860	20,547	75,027
3	Kitchen Equipment	6,05,520	3,69,123	-	9,74,643	20%	6,05,520	73,825	-	6,79,345	-	2,95,298
4	Water Cooler Equipment	5,99,549	3,07,355	-	9,06,904	10%	2,66,294	64,061	-	3,30,355	3,33,255	5,76,549
5	Fan	10,28,348	2,54,250	-	12,82,598	25%	5,07,572	1,93,757	-	7,01,329	5,20,777	5,81,270
6	Bio Metric Attendance Machine	1,69,440	66,080	-	2,35,520	10%	46,218	18,930	-	65,148	1,23,222	1,70,372
7	Solar Water Heater Tank	1,71,481	-	-	1,71,481	10%	66,913	10,457	-	77,370	1,04,568	94,111
8	Fire extigusher	85,792	-	-	85,792	10%	36,773	4,902	-	41,675	49,019	44,117
9	Water Purifier	5,04,588	-	-	5,04,588	10%	1,25,513	37,908	-	1,63,421	3,79,075	3,41,167
10	Deep Freezer (Vertical)	72,000	-	-	72,000	10%	44,105	2,790	-	46,895	27,895	25,105
11	Renovation/Maint of AIT Bldgs	38,87,124	26,50,504	-	65,37,628	10%	26,45,458	3,89,217	-	30,34,675	12,41,666	35,02,953
12	Wi Fi Facilities	25,00,539	-	-	25,00,539	10%	15,03,871	99,667	-	16,03,538	9,96,668	8,97,001
13	Invertor	87,700	-	-	87,700	25%	50,702	9,250	-	59,952	36,998	27,748
14	Refrigertaor	24,612	-	-	24,612	10%	6,670	1,794	-	8,464	17,942	16,148
15	Vacum Cleaner	1,52,842	-	-	1,52,842	10%	17,677	13,517	-	31,194	1,35,165	1,21,648
16	Benches	1,26,200	-	-	1,26,200	10%	23,978	10,222	-	34,200	1,02,222	92,000
17	AC for Hostel	1,09,100	1,24,799	-	2,33,899	10%	20,729	21,317	-	42,046	88,371	1,91,853
18	1.5 HP Submersible Pump	53,833	-	-	53,833	10%	5,383	4,845	-	10,228	48,450	43,605
19	3 HP Submersible Pump for Fountain	27,022	-	-	27,022	10%	2,702	2,432	-	5,134	24,320	21,888
20	SHP Diesel Engine with MID Pump	45,000	54,919	-	99,919	10%	4,500	9,542	-	14,042	40,500	85,877
21	Designed Roofing Sheet Material	84,370	-	-	84,370	10%	8,437	7,593	-	16,030	75,933	68,340
22	Geyser For BH	70,352	-	-	70,352	10%	7,035	6,332	-	13,367	63,317	56,985
23	Hand Tools Equipt for Project Works	49,914	-	-	49,914	10%	4,991	4,492	-	9,483	44,923	40,431
24	Led Steet Light	11,872	-	-	11,872	10%	1,187	1,069	-	2,256	10,685	9,616
25	PC in Girls Hostel	40,914	-	-	40,914	10%	4,091	3,682	-	7,773	36,823	33,141
26	Pillar Cock	1,45,539	-	-	1,45,539	10%	14,554	13,099	-	27,653	1,30,985	1,17,886
27	Samiyana for Multi Function	49,466	-	-	49,466	10%	4,947	4,452	-	9,399	44,519	40,067
28	Sintex Water Tank 5000 Ltr	43,834	-	-	43,834	10%	4,383	3,945	-	8,328	39,451	35,506
29	Walk Behind Scrubber & Drier Machine	4,23,620	-	-	4,23,620	10%	42,362	38,126	-	80,488	3,81,258	3,43,132
30	Water Geyser for Vishweswarya Hostel	12,800	-	-	12,800	10%	1,280	1,152	-	2,432	11,520	10,368
31	Water Meters For Family Qtr	1,08,324	-	-	1,08,324	10%	10,832	9,749	-	20,581	97,492	87,743
32	Accn & Guest Room (H)	13,56,58,868	-	-	13,56,58,868	2%	3,27,01,506	20,59,147	-	3,47,60,653	10,29,57,362	10,08,98,215
33	Hostel Bldgs (H) Flank	3,27,91,799	-	-	3,27,91,799	2%	34,77,463	5,86,287	-	40,63,750	2,93,14,336	2,87,28,049
34	Atta Dough Kneeder	-	20,768	-	20,768	10%	-	2,077	-	2,077	-	18,691
35	CCTV Camera	-	11,800	-	11,800	25%	-	2,950	-	2,950	-	8,850
36	Sports Equipments	-	2,17,915	-	2,17,915	10%	-	21,792	-	21,792	-	1,96,123
37	Sprinkler	-	28,674	-	28,674	10%	-	2,867	-	2,867	-	25,807
	Subtotal	18,46,94,429	48,75,615	-	18,95,70,045		4,51,08,362	40,39,927	-	4,91,48,289	13,95,86,067	14,04,21,756

Expenditure As Per Audited Report : FY 2019-20			
Expenditure on maintenance of physical and academic support facilities exculding salary component (INR in Lakh) = B			
Ser	Particular	Amount	Page No of Audited Statement
1	Departmental Expenditure	54.55	22
2	Expenses on Student Activities	35.79	22
3	Staff & Students Workshop Expenses	14.14	22
4	Expenses for Value Addewd Course	39.39	23
5	Operational Expenses	68.68	24
7	Uniform Charges	20.82	23
8	Maintence Expenses	14.43	25
	Total	247.8	





15. Departmental Expenses

22

Particulars	College
ASGE Dept Revenue Expenditure	1,48,021
Comp Dept Revenue Expenditure	3,25,043
E&TC Dept Revenue Expenditure	3,83,019
IT Dept Revenue Expenditure	1,44,943
IT Infrastructure Revenue Expenditure	31,41,445
Learning Resources(Library)	10,21,260
Mech Design(PG) Dept Revenue Expenditure	1,50,142
Mech(UG) Dept Revenue Expenditure	1,41,582
Total	54,55,455

16. Expenses for Student Activities

Particulars	College
Students Club Activities /Scholarship to Students	35,79,941
Total	35,79,941

17. Staff & Student workshop expenses

Particulars	College
Faculty and Students R&D Expenses	8,69,297
Training and Placement Expenses	5,45,351
Total	14,14,648



22

22

ARMY INSTITUTE OF TECHNOLOGY  
Income & Expenditure Account for the year ended March 31, 2020  
College

23

EXPENDITURE	Note No.	AMOUNT (in INR)	AMOUNT (in INR)	INCOME	Note No.	AMOUNT (in INR)	AMOUNT (in INR)
Tuition Fund			17,02,03,143	Tuition Fund			18,41,47,703
- Employee Pay & Allowances	11	16,62,63,619		- Tuitions Fees Received		18,45,93,957	
- Expenses for Value added Courses	12	39,39,524		Less : Tuition Fees Refunded		(44,81,654)	
				- Fees for Value Added Courses		40,35,400	
Development Fund			1,20,48,810	Development Fund			2,38,49,465
- Development Expenses for Renovation / replacement/ Civil & maintenance Work	13(a)	14,43,400		- Development Fee		2,38,49,465	
- Depreciation		1,06,05,410					
College Fund			2,41,09,225	College Fund			4,04,69,198
- Operational Expense	14	84,18,428		- Interest on Investment		3,09,21,721	
- Departmental Expenditure	15	54,55,455		- Sale of Prospectus		16,06,349	
- Expenses for Student Activities	16	35,79,941		- Rent & Allied Charges		5,24,400	
- Staff & Student workshop expenses	17	14,14,648		- Miscellaneous income		30,20,268	
- Exam Fees		34,57,888		- Fee reservation against reserved		5,60,000	
- Uniform Expenses		20,82,855		- Wifi Charges		18,24,680	
				- Placement Charges		12,57,300	
				- Alumni Charges		66,000	
				- Rule book/admission charges		1,08,680	
				- Uniform Charges		16,48,100	
Surplus Carried Over Balance Sheet			4,50,06,956	University Exam Fund			29,01,768
				- Grant Received from University			
				- Examination Fees		29,01,768	
<b>TOTAL</b>			<b>25,13,68,134</b>	<b>TOTAL</b>			<b>25,13,68,134</b>

As per our Report of even date  
For Chandorkar & Limaye  
Chartered Accountants  
Firm Reg No:101669W


CA S M Chandorkar  
Partner M.No. 037777  
UDIN : 20037777HAAAED9486  
Place : Pune  
Date : December 27, 2020



For Army Institute of Technology

*Gururaj*  
Director  
Army Institute of Technology  
Dighi Hills, Pune-411015.

*Prakash*  
Joint Director  
Army Institute of Technology  
Dighi Hills, Pune-411015.




23

14. Operational Expenses

(24)

Particulars	College
Admission/Counselling /Orientation	1,93,973
Advertisement Expense	3,51,840
Alumni Exp	3,53,375
Arboriculture	4,90,919
Audit Fee and Account Fee	2,88,452
Convocation	22,043
Electricity Expenses	14,98,000
Festival Expense	78,679
FOL/Serviceing/Repair/Maint/Insurance	3,95,999
Hospitality Expense	1,89,000
Housekeeping	13,41,421
Insurance	96,001
Legal Expense	2,72,900
Medal & Award Exp	19,662
Misc Expense	5,38,472
	Contd...

Particulars	College
Photocopy/Xerox/ Documentation/I Card Exp	2,36,958
Postage Charges	9,079
Printing and Stationery	2,26,200
Security Services	11,98,000
Teachers Welfare	54,500
Telephone Charges/Internet Charges	52,327
Travelling and Conveyance Expense	14,628
Water Expenditure	4,96,000
Total	84,18,428



68.68 lakh

Exp for Page No 24

15.50 lakh


Exp for Page No 27

(24)

13(a). Development Expenses

Particulars	College
Renovation	2,40,653
Paint	4,51,514
Labour Charges	6,63,473
Office Generator Running & AMC	87,760
<b>Total</b>	<b>14,43,400</b>

25



25

25

Expenditure As Per Audited Report : FY 2019-20			
Other expenses excluding Salary (INR in Lakh)			
Ser	Particular	Amount	Page No of Audited Statement
1	Electricity Expenses	14.98	27
2	Communication Expenses	0.52	27
3	Affiliation Fee	31.57	28
	Total	47.07	



14. Operational Expenses

(27)

Particulars	College
Admission/Counselling /Orientation	1,93,973
Advertisement Expense	3,51,840
Alumni Exp	3,53,375
Arboriculture	4,90,919
Audit Fee and Account Fee	2,88,452
Convocation	22,043
<u>Electricity Expenses</u>	<u>14,98,000</u>
Festival Expense	78,679
FOL/Servicing/Repair/Maint/Insurance	3,95,999
Hospitality Expense	1,89,000
Housekeeping	13,41,421
Insurance	96,001
Legal Expense	2,72,900
Medal & Award Exp	19,662
Misc Expense	5,38,472
	Contd...

Particulars	College
Photocopy/Xerox/ Documentation/I Card Exp	2,36,958
Postage Charges	9,079
Printing and Stationery	2,26,200
Security Services	11,98,000
Teachers Welfare	54,500
<u>Telephone Charges/Internet Charges</u>	<u>52,327</u>
Travelling and Conveyance Expense	14,628
Water Expenditure	4,96,000
<b>Total</b>	<b>84,18,428</b>



14.98 lakh ₹  
0.52 = 15.50

Exp for Page No 27

68.68 lakh  
Exp for Page No 26

(27)

ARMY INSTITUTE OF TECHNOLOGY  
Income & Expenditure Account for the year ended March 31, 2020  
College

EXPENDITURE	Note No.	AMOUNT (in INR)	AMOUNT (in INR)	INCOME	Note No.	AMOUNT (in INR)	AMOUNT (in INR)
Tuition Fund	11	16,62,63,619	17,02,03,143	Tuition Fund		18,45,93,957	18,41,47,703
- Employee Pay & Allowances	12	39,39,524		- Tuitions Fees Received		(44,81,654)	
- Expenses for Value added Courses				Less: Tuition Fees Refunded		40,35,400	
				- Fees for Value Added Courses			
Development Fund			1,20,48,810	Development Fund		2,38,49,465	2,38,49,465
- Development Expenses for Renovation / replacement/ Civil & maintenance Work	13(a)	14,43,400		- Development Fee			
- Depreciation		1,06,05,410					
College Fund			2,41,09,225	College Fund		3,09,21,721	4,04,69,198
- Operational Expense	14	84,18,428		- Interest on Investment		16,06,349	
- Departmental Expenditure	15	54,55,455		- Sale of Prospectus		5,24,400	
- Expenses for Student Activities	16	35,79,941		- Rent & Allied Charges		10,20,268	
- Staff & Student workshop expenses	17	14,14,648		- Miscellaneous income		5,60,000	
- Exam Fees		31,57,888		- Fee resevation against reserved		18,24,680	
- Uniform Expenses		20,82,865		- Wifi Charges		12,57,300	
				- Placement Charges		66,000	
				- Alumni Charges		1,08,680	
				- Rule book/admission charges		16,48,100	
				- Uniform Charges			
				University Exam Fund			29,01,768
				- Grant Received from University		29,01,768	
				- Examination Fees			
Surplus Carried Over Balance Sheet			4,50,06,956				
TOTAL			25,13,68,134	TOTAL			25,13,68,134


As per our Report of even date  
For Chandorkar & Limaye  
Chartered Accountants  
Firm Reg No:101669W

For Army Institute of Technology

CA S M Chandorkar  
Partner M.No. 037777  
UDIN : 20037777AABACD9486  
Place : Pune  
Date : December 27, 2020  
F.R. No. 101669W  
PUNE

*Gururaj*  
Director  
Army Institute of Technology  
Dighi Hills, Pune-411015.

*Prakash*  
Joint Director  
Army Institute of Technology  
Dighi Hills, Pune-411015.



6. Financial Data as per Audited statement for the year 2018-19

**FY 2018-19**



4.1.2 Average percentage of expenditure, excluding salary for infrastructure augmentation during last five years (INR in Lakhs) (10) & 4.4.1 Average percentage of expenditure incurred on maintenance of infrastructure (physical and academic support facilities) excluding salary component during the last five years (INR in lakhs) (10)

Year	Expenditure for infrastructure development and augmentation excluding salary (INR in Lakh)	Expenditure on maintenance of physical and academic support facilities excluding salary component (INR in Lakh)	Other expenses such as Electricity Bill, Telephone bill and Affiliation fee excluding Salary (INR in Lakh)	Total expenditure excluding Salary (INR in Lakh)	Total Expenditure excluding electricity, Telephone bill and Affiliation Fee and excluding salary component (INR in Lakh)
	A	B	C	D= (A+B+C)	E=( D-C)
FY 2018-19	384.55	293.53	57.07	735.15	678.08

For CHANDORKAR & LIMAYE  
Chartered Accountants

*A. M. Dharamp*

CA AMIT M. DHARAP  
Partner (M. No. 166211)



UDEN: 24166211BKADBA8698

①


*pti*  
PRINCIPAL  
Army Institute of Technology  
Dighi Hills, Pune-411015.

*[Signature]*  
Accountant  
Army Institute of Technology  
Dighi Hills, Pune-411015.

**Expenditure As Per Audited Report : FY 2018-19**

**Total Expenditure Excluding Salary (INR in Lakh)**

Ser	Particular	Amount	Page No of Audited Statement
1	Development Expenses for Renovation/Replacement/Civil & Maintenance	103.78	6
2	Depreciation on Fixed Asset	125.18	3
3	Operational Expenses	108.54	4
4	Departmental Expenditure	44.46	7
5	Expenses on Student Activities	33.19	8
6	Staff & Students Workshop Expenses	20.25	8
7	Exam fee to Pune University	47.34	3
8	Expensews for Value Added Course	28.18	3
9	Uniform Expenses Students	17.05	3
10	Grant in Aid	95.7	9 to 12
11	Expenses on Non Recurring Fixed Asset	111.48	13 to 17
	<b>Total</b>	<b>735.15</b>	



2

EXPENDITURE	NOTE No.	AMOUNT (in INR)	AMOUNT (in INR)	INCOME	No.	AMOUNT (in INR)	AMOUNT (in INR)
Tuition Fund			13,88,09,764	Tuition Fund			16,73,48,423
- Employee Pay & Allowances	10	13,59,91,069		- Tuitions Fees Received		16,41,62,664	
- Expenses for Value added Courses	11	28,18,695		Less : Tuition Fees Refunded		(19,21,641)	
				- Fees for Value Added Courses		51,07,400	
Development Fund			2,28,96,679	Development Fund			2,18,02,958
- Development Expenses for Renovation / replacement/ Civil & maintenance Work	12(a)	1,03,78,400		- Development Fee		2,18,02,958	
- Depreciation		1,25,18,279					
College Fund			2,70,87,238	College Fund			3,50,83,083
- Operational Expense	13	1,08,54,887		- Interest on Investment		2,64,61,843	
- Departmental Expenditure	14	44,46,758		- Sale of Prospectus		24,05,351	
- Expenses for Student Activities	15	33,19,649		- Rent & Allied Charges		11,88,591	
- Staff & Student workshop expenses	16	20,25,350		- Miscellaneous income		10,08,975	
- Exam Fees		47,34,834		- Wifi Charges		2,51,000	
- Uniform Expenses		17,05,761		- Registration Fees		8,97,000	
				- Placement Charges		12,54,608	
				- Alumni Charges		6,150	
				- Wooden Scrap Sale		42,245	
				- Uniform Charges		15,67,320	
				University Exam Fund			42,95,857
				- Grant Received from University		12,10,243	
				- Examination Fees		30,85,614	
Surplus Carried Over Balance Sheet			3,97,36,639				
<b>TOTAL</b>			<b>22,85,30,321</b>	<b>TOTAL</b>			<b>22,85,30,321</b>

As per our Report of even date  
For Chandorkar & Limaye  
Chartered Accountants  
Firm Reg No:101669W



CA S M Chandorkar  
Partner M.No. 037777  
Place : Pune  
Date : October 14, 2019

For Army Institute of Technology

*[Signature]*  
Director

Army Institute of Technology  
Dighi Hills, Pune-411015,

*[Signature]*  
Joint Director

Army Institute of Technology  
Dighi Hills, Pune-411 015.

3



13. Operational Expenses

Particulars	College
Accessories for Networking in Tele Exch	17,783
Advertisement & Publicity for College	4,15,568
Annual Fire Audit Report	58,800
Arboriculture	2,68,185
Audit & Accounting Charges	3,00,000
AWES Insurance Policy for College	1,78,920
Bank Charges /Others	12,135
Best Project/Best Teaching & Support/adm Staff	51,000
Card Printing for AIT Day	9,000
Coffee Table Book Printing Exp	2,32,000
Convocation for College	81,243
DTH Recharge for TV	1,320
Electricity Expenses for College	9,28,259
EPF Consultation	13,500
Farewell Dinner for BE Students	1,86,940
Final Demand for TDS	10,76,320
FOL/Repairs/Vehicle Tax	5,46,001
Freshers Party	18,208
GST Expenses	2,24,582
Honorarium for AIT Song	10,000
Hospitality for College	1,66,246
House Keeping for College	11,93,000
I Card (ID Card)	51,550
LED Wall Video for Rent	25,000
Legal for College	1,35,000
Mementos for College	1,12,549
Misc Expenses for 25th AIT Day	2,27,217
Misc Expenses for College	3,32,616
New Samiyana	1,57,320
Overall Rolling Trophy	8,800
Postage & Stamp for College	25,984
Printing & Stationery for College	3,49,057
Procurement of Gymnasium Eqpt	2,276
Prof Fee for TDS Demand Job	2,47,800
Round Batch for Silver Jubilee Year	12,390
Satin Ribbon Roll and Paper Bag	600
Security Services for College	7,98,000
Sofa Set Hiring for AIT Day	18,000
Student Pro-Rata/ Affiliation for College	15,04,104
TA/DA Expenses for College	25,532
Telephone/Internet for College	45,161
T Shirt & Cap for Silver Jubilee Souvenirs	1,35,870
Uniform for Staff	40,950
Visit to Green Tokri Farm	3,420
Water Expenses for College	4,91,000
Xerox /Photocopy	1,15,681
<b>Total</b>	<b>1,08,54,887</b>



4


AMC of Tele Exchange	15,930
Batminton Court PCC Work	27,102
Bldg/Elect/Carpentry/Plumbing Items for College	35,000
Car Parking Board	17,85,254
Cement Bricks	11,500
Cement for PCC Work Boys Hostel	16,863
Civil Wrk & Maint Wrks in Academic Block	56,000
Constrn of Pathway Infront of Lawn of AIT	3,65,913
CP Two Way Bib Cock, Epc End Cap	2,97,896
Crush Sand For Const of New Batminton Court	8,272
C Section Channels for Compond Wall	44,800
Drawing Board For Conducting Uni Exam	2,49,770
Fabrication Material for Open AIR Cafeteria	19,500
Fabrication Mtr for Boundary Net Fixing In Tennies	47,353
Fabrication Wk	24,612
Fabrication Wks at Cricket Pitch	28,764
Fabrication Work of Two Wheeler Car Parking	95,296
Fabrication Works of Ms Jally Fitted Front Library	73,632
Fabrication Wrk of Dir Residence	4,130
False Celling Wrk In New Conf Hall	21,796
Fire Extinguisher Refilling	1,39,752
Flood Light	20,621
Flood Lights for New Constr Badminton Court	45,994
Garware Net	14,000
Helo Rubber Mat	34,650
HRC Fuse Linkdin, MCB SP 10 Amp	15,000
	16,446

Contd...



(5)

Particulars	College
Instruction Board for College	1,45,697
Internal & External Wall Painting in Academic Bld	5,13,284
JCB Charges	6,45,925
Labour & Material Payment for College	9,84,591
Lamp for Projector (Manekshaw Hall)	19,470
LED Board for Silver Jubilee Celebration	37,900
Maint Wk at & Labour Payment	17,851
Maint Wk of Tiles in Type IV	25,500
Material for Open Air Cafeteria	39,388
Misc Maint /elect/plumbing Items/Wk Expenses	2,63,562
Mtr for Renovation/Replacment of Existing Floor	5,19,480
Mtr & Labour Chg for Repacemnt of Damage Flooring	1,35,110
Mtrl for Constr of Western Fencing	2,56,190
Mtr Pruch Fcr Cont of Store and Shoping Complex	1,57,701
Paints for Maint Work	49,950
Paints For Maint Works	57,060
Pavilion Canopy	21,360
PCC Works of Front Road	5,58,430
Pebble (Khadi) For Const of New Batminton Court	30,600
Pokhline for Digging of Rain Water Harvest	2,97,800
Pokhline for Digging of Drainage Line of Academy	38,700
Premium Quality Ceramic Bd For Classrooms	1,10,070
Purchase of 20 MM Stone Used for STP	33,750
PVC VINYL Flooring in Type IV Qtr	27,612
Renovation of Gen Manekshaw Hall	3,30,379
Renovation of Toilets in Dir & Jd Office	1,58,021
Repairing of AC in Manekshaw Hall	4,720
Repair & Maint of Eqpt	3,540
Repair/Maint/Serviceing of Eqpt	28,476
Replacement of Zero B Cartridge	4,690
Roller Expenses	9,000
Round Table Top Cloth and Frill	26,850
Sensor for Gents Urinal	57,000
Sintex Water Tank	9,965
Solar Street Light	1,83,810
Spray Pump	4,400
Store Room at Dir Bunglow	30,224
Tiles and Sanitary Material	43,124
Tiles and Sanitary Material Wter Proofing Work	9,440
Tiles and Sanitary Mtr for Waterproffing	56,692
Tiles & Sanitary Materials for Waterproofing Work	70,760
Tractors Crush Sand	55,200
Tractor&Tipper Used for Upgradation of Footbal Grnd	51,000
Tractor Used for Upgradation of Sportsactivity Grnd	22,000
UPS Battery/Monitor /Keyboard (College)	39,112
UPVC Brass Elbow 1" Door Accessories	8,652
Water Proofing Treatment	2,00,000
Water Proofing Work at Toilet	50,415
Western Fencing Construction Work at AIT	3,81,412
Yoga Mats	18,000
<b>Total</b>	<b>1,03,78,400</b>



6

14. Departmental Expenses

Particulars	College
ASGE(Applied Science)	2,08,823
Computer (Computer Lab Expense)	7,64,793
E&TC(Electronics &Telecommunication)	2,88,876
IT Infra (IT Infrastructure)	6,68,491
IT (IT Lab Expenses)	4,41,408
Library(Learning Resources)	17,55,929
Mech(Mech Lab Expenses)	3,18,438
Total	<b>44,46,758</b>

<<<<<This Space is intentionally left blank>>>>>




7  
7

15. Expenses for Student Activities

Particulars	College
Magazine Board Exp	20,185
OSS Club for College	1,97,413
Student Cultural Activities for College	9,84,288
Debate(College)	9,750
Fine Arts Club	64,808
Maths(College)	18,665
Music(College)	1,09,566
NSS(College)	1,38,378
Robotics(College)	88,655
Scholarship to Students Merit Cun Means	5,65,000
Spiritual Club for College	87,493
Students Projects BAJA,SAE(College)	1,38,798
Tech Fest(College)	5,52,998
Nature Club	30,992
AIT Cycling Club	3,05,910
Earn & Learn Scheme (Expenses)	6,750
<b>Total</b>	<b>33,19,649</b>

16. Staff & Student workshop expenses

Particulars	College
ASGE(R&DE/Seminar/Paper Presentation)	12,315
Comp(R&DE/Seminar/Paper Presentation)	2,28,860
E&TC(R&DE/Seminar/Paper Presentation)	31,389
IT (R&DE/Seminar/Paper Presentation)	54,600
Mech(R&DE/Seminar/Paper Presentation)	1,22,900
Staff Other (R&DE/Seminar/Paper Presentation)	2,53,028
TPO(Training & Promotional Exp)	13,22,258
<b>Total</b>	<b>20,25,350</b>



(8)



**ARMY INSTITUTE OF TECHNOLOGY**

**DIGHI HILLS, PUNE- 411015**



**RECEIPTS & PAYMENTS ACCOUNT FOR THE PERIOD FROM 01 APRIL 2018-31 MAR 2019**

**GRANT -IN -AID ACCOUNT : FY 2018-19**

Receipts	Actual Income		Payments	Actual Exp (01 Apr 18- 31 Mar 2019)	
	Sub Total (In Rs)	Total (In Rs)		Sub Total (In Rs)	Total (In Rs)
Opening Balance as on 01 Apr 18		Nil			
Grant -in Aid Fund		95,70,000.00	<u>Libaray</u>		1,381,996.00
AWES New Delhi	71,30,000.00		E-Journals (Online) License as per AICTE Guidelines		
HQ Southern Command , Pune	24,40,000.00		<u>IT Infrastructure</u>		1,087,987.00
			Procurment of 10 SFP Modu:e	134,300.00	
			Procurement of 04 PC in Office	163,656.00	
			VCF In New Conference Hall	264,750.00	
			VCF In T&P Office	231,245.00	
			NAS Storage for VCF	223,000.00	
			Procurement of 01 X i7 with Graphics Card in New Conference Hall	71,036.00	
			<u>ASGE Dept</u>		722,248.00
			Procurment of 6 PC in ASGE	245,484	
			Procurement of 04 X i7 PC in ASGE Dept	231280	
			Procurement of 04 X i5 PC in ASGE Dept	245484	



(S)



**ARMY INSTITUTE OF TECHNOLOGY**

DIGHI HILLS, PUNE- 411015

**RECEIPTS & PAYMENTS ACCOUNT FOR THE PERIOD FROM 01 APRIL 2018-31 MAR 2019**

**GRANT -IN -AID ACCOUNT : FY 2018-19**

Receipts	Actual Income		Payments	Actual Exp (01 Apr 18- 31 Mar 2019)	
	Sub Total (In Rs)	Total (In Rs)		Sub Total (In Rs)	Total (In Rs)
			<b>Comp Dept</b>		1,521,003.00
			Procurement of 09 PC in Comp	505,404.00	
			Furniture in New Computer Lab	176,387.00	
			Procurement of 04 PC in Computer Dept	224,624.00	
			Procurement of 04 PC in Computer Dept	224,624.00	
			Procurement of 02 X i7 PCs in Computer Dept	115,640.00	
			Procurement of 04 X i7 PC in Computer Dept	231,280.00	
			Procurement of UPS Batteries for Computer Dept	43,044.00	
			<b>E &amp; TC Department</b>		479,444.00
			Procurement of 02 PC in E&TC	87,428.00	
			Procurement of 2 PC in E&TC for Staff	81,828.00	
			Procurement 3 KVA UPS	46,254.00	
			Procurement of PC for E&TC	40,914.00	
			Procurement of 02 X i7 PCs in E&TC Dept	115,640.00	
			Procurement of 01 X i5 PC & 01 X i7 with Graphics Card in E&TC Dept	107,380.00	

10



**ARMY INSTITUTE OF TECHNOLOGY**

**DIGHI HILLS, PUNE- 411015**

**RECEIPTS & PAYMENTS ACCOUNT FOR THE PERIOD FROM 01 APRIL 2018-31 MAR 2019**

**GRANT -IN -AID ACCOUNT : FY 2018-19**

Receipts	Actual Income		Payments	Actual Exp (01 Apr 18- 31 Mar 2019)	
	Sub Total (In Rs)	Total (In Rs)		Sub Total (In Rs)	Total (In Rs)
			<b>IT Department</b>		<b>1,339,216.00</b>
			Procurement of Advance Computer for IT Dept 4 PC	250,000.00	
			Procurement of Advance Computer for IT Dept 4 PC	250,000.00	
			Procurement of 01 X i7 PC & 03 X i7 with Graphics Card in Computer Dept	270,928.00	
			Procurement of 04 X i7 with Graphics Card in IT Dept	284,144.00	
			Procurement of 04 X i7 with Graphics Card in IT Dept	284,144.00	
			<b>Mech Department</b>		<b>948,292.00</b>
			Procurement of UPS Batteries	48,592	
			Procurement of Heavy Duty Fans in Workshop	122,345	
			Procurement 6 PC in Certification Center of 3DPLM	416,688	
			MasterCam for Mech VCF	281,005	
			CCTV in Mech Dept	79,662	
			<b>Civil &amp; Maint Equipment</b>		<b>1004214.00</b>
			TV for GH and Academic for CCTV	58,800	
			Procurement of 1 KVA UPS for CCTV	25,076	
			CCTV in Academic Block Physics Wing	167,585	
			CCTV in Academic Block Dir & Princ Wing	260,574	
			CCTV in GH	266,465	

(11)



**ARMY INSTITUTE OF TECHNOLOGY**

**DIGHI HILLS, PUNE- 411015**

**RECEIPTS & PAYMENTS ACCOUNT FOR THE PERIOD FROM 01 APRIL 2018-31 MAR 2019**

**GRANT -IN -AID ACCOUNT : FY 2018-19**

Receipts	Actual Income		Payments	Actual Exp (01 Apr 18- 31 Mar 2019)	
	Sub Total (In Rs)	Total (In Rs)		Sub Total (In Rs)	Total (In Rs)
			CCTV in Exam Control Room	71,714	
			<u>WiFi Charges</u>		1,085,600.00
			Internet Bill of AIT		
			Closing Balance (31 Mar 2019)		Nil
Total		95,70,000.00	Total		9,570,000.00

As Per our Report of Even date

For Chandorkar and Limaye  
Chartered Accountants





(CA S M Chandorkar)  
Partner  
Membership No -037777

Place : Pune

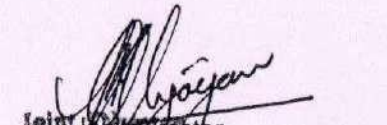
Date : 14 Oct, 2019

12

For Army Institute of Technology



Director  
Army Institute of Technology  
Dighi Hills, Pune-411015.



Joint Director  
Army Institute of Technology  
Dighi Hills, Pune-411015.



13

Particulars	Gross Block				Depreciation				Net Block	
	01-Apr-18	Additions	Deduct	Gross Block	01-Apr-18	Additions	Deduct	31-Mar-19	31-Mar-18	31-Mar-19
College A/c	24,43,13,812	79,46,328	-	25,22,60,140	15,05,19,716	1,25,18,279	-	16,30,37,995	9,37,94,096	8,92,22,145
Hostel A/c	18,14,92,037	32,02,392	-	18,46,94,429	4,14,67,718	36,40,644	-	4,51,08,362	14,00,24,319	13,95,86,067
	42,58,05,849	1,11,48,720	-	43,69,54,569	19,19,87,434	1,61,58,923	-	20,81,46,357	23,38,18,415	22,88,08,212



13

Sr No	Particulars	Gross Block		Additions	Deductions	Gross Block		Rate	Depreciation	Additions	Deductions	Depreciation	Net Block as on	
		01-Apr-18				31-Mar-19							31-Mar-19	31-Mar-18
<b>I Vehicles</b>														
1	Hero Honda	37,569	-	-	-	37,569	15%	20,898	2,501	-	-	23,999	16,671	14,170
2	TATA Car	8,13,750	-	-	-	8,13,750	15%	3,88,967	63,717	-	-	4,52,684	4,24,783	3,61,066
3	Dolero Camper	6,32,647	-	-	-	6,32,647	15%	2,44,122	58,279	-	-	3,02,401	3,88,525	3,30,246
4	Force motor (Mini Bus)	13,50,125	-	-	-	13,50,125	15%	3,74,659	1,46,320	-	-	5,20,979	6,95,466	6,29,146
5	Kylo	9,67,352	-	-	-	9,67,352	15%	2,68,462	1,04,834	-	-	3,73,295	6,98,890	5,94,052
	<b>Subtotal</b>	<b>38,01,443</b>				<b>38,01,443</b>		<b>12,97,108</b>	<b>3,75,650</b>			<b>16,72,758</b>	<b>25,04,335</b>	<b>21,28,685</b>
<b>II Laboratory &amp; Workshop Equipment</b>														
1	ASGE Dept	59,61,643	1,83,826	-	-	61,45,469	25%	43,59,138	4,46,583	-	-	48,05,721	16,02,506	13,39,749
2	Computer Lab Equipment	2,56,85,637	10,68,356	-	-	2,67,53,993	25%	2,26,74,102	10,19,973	-	-	2,36,94,074	30,11,535	30,59,518
3	Electronics Lab Equipment	2,45,04,457	9,81,865	-	-	2,54,86,322	25%	2,12,03,416	10,70,726	-	-	2,27,74,142	33,01,041	32,12,179
4	Mechanical Lab Equipment	1,71,13,368	26,577	-	-	1,71,39,945	25%	1,47,80,932	5,89,753	-	-	1,53,70,685	23,32,436	17,68,260
5	Workshop Equipment	65,65,788	-	-	-	65,65,788	25%	45,46,311	4,869	-	-	65,51,180	19,478	14,608
6	IT Lab Equipment	1,41,98,693	8,24,077	-	-	1,50,22,770	25%	1,00,71,844	12,37,731	-	-	1,13,09,576	41,26,849	37,13,194
7	E&TC Expansion	22,89,917	-	-	-	22,89,917	25%	20,69,405	55,128	-	-	21,24,533	35,92,162	33,42,932
8	IT Infrastructure	84,89,645	8,65,081	-	-	93,54,726	25%	48,97,483	11,14,311	-	-	60,11,794	18,60,479	13,95,359
9	ME (Design)	30,81,094	-	-	-	30,81,094	25%	12,20,616	4,65,120	-	-	16,85,735	11,35,442	8,51,582
10	Increase intake in Comp	18,86,031	-	-	-	18,86,031	25%	7,50,589	2,83,861	-	-	10,38,449	2,12,02,439	1,88,64,166
	<b>Subtotal</b>	<b>10,97,76,273</b>	<b>39,49,782</b>			<b>11,37,26,055</b>		<b>8,85,73,834</b>	<b>62,88,055</b>			<b>9,48,61,889</b>	<b>2,12,02,439</b>	<b>1,88,64,166</b>
<b>III Other Non Recurring Equipment</b>														
1	Air Cooler Equipment	46,356	-	-	-	46,356	10%	46,356	-	-	-	46,356	-	-
2	Aquaguard	48,854	-	-	-	48,854	10%	48,854	-	-	-	48,854	-	-
3	Fire Extinguisher	2,73,339	37,536	-	-	3,10,875	10%	1,56,042	-	-	-	1,54,833	-	-
4	Office Equipment	16,59,858	-	-	-	16,59,858	25%	15,56,452	15,483	-	-	1,71,526	1,17,297	1,39,349
5	Sports Equipment	2,16,155	-	-	-	2,16,155	10%	2,16,155	25,852	-	-	15,82,303	1,03,406	77,555
6	Telephone Exchange Equipment	13,23,812	-	-	-	13,23,812	10%	11,45,155	17,866	-	-	2,16,155	-	-
7	Tennis Court	2,97,456	-	-	-	2,97,456	10%	2,97,456	-	-	-	11,63,021	1,78,657	1,60,791
8	Water Cooler	17,15,385	-	-	-	17,15,385	25%	2,17,494	2,820	-	-	4,43,793	3,04,224	2,93,691
9	Medical Instrument	2,28,776	72,099	-	-	3,00,875	10%	2,97,456	-	-	-	2,20,315	11,282	8,461
10	Camers	72,501	53,713	-	-	1,26,214	25%	72,501	13,428	-	-	85,929	-	40,285
11	Pool Table	1,04,500	-	-	-	1,04,500	10%	89,556	1,494	-	-	91,051	14,944	13,449
12	Gen Set	18,75,385	5,21,205	-	-	23,96,590	25%	18,37,971	3,353	-	-	18,47,325	37,414	20,060
13	Air Conditioners	16,50,460	-	-	-	16,50,460	10%	13,87,282	78,438	-	-	14,65,720	2,63,178	7,05,945
14	Benches	48,950	-	-	-	48,950	10%	48,950	-	-	-	48,950	-	-
15	Parking	2,27,505	-	-	-	2,27,505	5%	1,64,893	3,131	-	-	1,68,023	6,2612	58,442
16	Dustbins	87,819	-	-	-	87,819	10%	81,277	654	-	-	81,932	6,542	5,888
17	Fan	3,71,730	2,07,878	-	-	5,79,608	25%	2,37,097	85,628	-	-	3,22,725	1,34,633	2,56,883
18	Kitchen Equipment	98,210	-	-	-	98,210	25%	98,210	-	-	-	1,42,400	-	-
19	PA Equipment	1,42,400	-	-	-	1,42,400	25%	1,42,400	-	-	-	1,42,400	-	-
20	Raw Water Filter	43,615	-	-	-	43,615	10%	43,615	-	-	-	43,615	-	-
21	Refrigerators	77,553	-	-	-	77,553	10%	46,391	3,116	-	-	49,507	31,163	28,066
22	Video Projector	17,23,756	-	-	-	17,23,756	25%	17,00,794	5,741	-	-	17,06,535	22,962	17,222
23	Raman Theater	50,05,896	-	-	-	50,05,896	15%	47,04,322	45,236	-	-	47,49,558	3,01,574	2,56,338
24	UPS	5,87,449	-	-	-	5,87,449	25%	5,50,535	9,229	-	-	5,59,763	36,914	27,686
25	Anti Virus Software	2,21,000	-	-	-	2,21,000	25%	2,21,000	-	-	-	2,21,000	-	-
26	Internet Project	5,72,596	-	-	-	5,72,596	25%	5,72,596	-	-	-	5,72,596	-	-



39 Gym Equipment	75,563	-	-	75,563	5%	7,556.3	61,264	-	9,94,704	6,12,636	5,51,373
40 Basket Ball/Volley ball/Cricket	3,17,802	-	-	3,17,802	15%	39,726	1,792	-	41,518	35,847	34,045
41 Net Working/Central Sownware	21,66,528	-	-	21,66,528	10%	2,19,964	5,676	-	2,85,640	2,85,640	32,182
42 Time Attendance Machine	4,10,539	-	-	4,10,539	25%	1,13,762	1,03,277	-	12,37,038	10,32,766	9,29,490
43 Television	3,23,840	-	-	3,23,840	10%	4,10,539	-	-	4,10,539	-	-
44 Water Purifier	3,00,891	2,629	-	3,03,520	25%	51,651	27,219	-	78,770	2,72,189	2,44,970
45 Renovation/Maint of AIT Bldgs	1,95,514	-	-	1,95,514	10%	1,90,865	28,164	-	2,19,029	1,10,026	-
46 CCTV Camera	38,61,495	-	-	38,61,495	2%	77,458	11,806	-	89,264	1,18,056	1,06,250
47 Batteries	1,73,778	1,85,000	-	3,58,778	25%	17,09,896	43,036	-	17,52,732	21,51,799	21,08,763
48 Digital Language Software	15,826	-	-	15,826	25%	15,825	66,708	-	1,58,655	81,831	2,00,123
49 Electric Pole	1,57,500	-	-	1,57,500	25%	1,41,732	3,942	-	15,825	2	1
50 Printer/Scanner/Harddisk	32,000	-	-	32,000	25%	32,000	-	-	1,45,674	15,768	11,826
51 AIT Main Gate	4,10,390	16,749	-	4,27,139	25%	3,80,840	11,575	-	32,000	-	-
52 MS Rack Book	13,01,209	-	-	13,01,209	25%	10,23,303	69,476	-	3,92,415	29,550	34,724
53 Digital Copy Printer	91,000	-	-	91,000	25%	71,565	4,859	-	10,92,790	2,77,906	2,08,429
54 Water Tank	1,19,298	-	-	1,19,298	25%	98,065	5,308	-	76,423	19,436	14,577
55 Sony Camera	2,50,069	-	-	2,50,069	25%	77,790	43,070	-	1,03,373	71,233	15,925
56 12 hrs solar plant	12,010	-	-	12,010	25%	9,159	713	-	5,872	1,72,279	1,29,209
57 Bio Metric	7,70,000	-	-	7,70,000	25%	4,85,761	71,060	-	5,56,821	2,84,239	2,13,179
58 AIT Eqt	51,007	1,10,920	-	1,61,927	25%	27,764	33,541	-	61,305	23,243	1,00,622
59 Tech Eqt	43,97,067	-	-	43,97,067	25%	32,74,424	2,80,661	-	35,55,084	11,22,644	8,41,983
60 Washing Machine	2,38,29,364	-	-	2,38,29,364	25%	1,88,66,855	24,90,627	-	1,63,57,482	99,62,510	74,71,882
61 Video Conferencing	58,000	-	-	58,000	25%	10,875	14,500	-	25,375	43,500	32,625
62 25 HP Water Pump Kirloskar	5,25,015	-	-	5,25,015	25%	1,31,254	18,703	-	1,31,254	5,25,015	3,93,761
63 PA Eqt	74,813	-	-	74,813	25%	18,703	25,768	-	18,703	56,110	56,110
64 Sports Eqt	1,03,073	-	-	1,03,073	25%	23,389	23,389	-	23,389	77,305	77,305
65 Tally Software-6.3	2,33,890	-	-	2,33,890	10%	9,558	9,558	-	9,558	2,10,501	2,10,501
66 SHP Openwell Submersible Pump Set	38,232	-	-	38,232	25%	9,588	9,588	-	9,588	28,674	28,674
67 Automatic Shoe Shine Machine	38,353	-	-	38,353	25%	7,158	7,158	-	7,158	28,755	28,755
68 Compressor for Cutting Hard Rock of Sewage Lines	28,632	-	-	28,632	25%	5,625	5,625	-	5,625	16,875	16,875
69 Construction of Shed for Two Wheeler Parking - PA	22,500	-	-	22,500	25%	31,780	34,935	-	31,780	21,474	21,474
70 Fabrication Mtrl for Constr of West Fencing	1,27,118	-	-	1,27,118	25%	3,650	3,650	-	3,650	93,339	93,339
71 Geyser	1,39,738	-	-	1,39,738	25%	14,047	14,047	-	14,047	1,04,804	1,04,804
72 Hand Wireless Microphone Systems	14,600	-	-	14,600	25%	45,625	45,625	-	45,625	10,950	10,950
73 Procurement of Eqt for Telephone Exchange	44,187	-	-	44,187	25%	997	997	-	997	38,140	38,140
74 Sintex Tank	4,56,247	-	-	4,56,247	10%	2,352	2,352	-	2,352	4,10,622	4,10,622
75 Sintex Door	9,409	-	-	9,409	10%	997	997	-	997	7,057	7,057
76 Sintex Water Tank 5000 Ltr	9,965	-	-	9,965	25%	28,114	28,114	-	28,114	8,434	8,434
77 Symphony Touch 35 Cooler	1,12,456	-	-	1,12,456	10%	2,998	2,998	-	2,998	26,978	26,978
78 Telephone Instruments	29,976	-	-	29,976	10%	920	920	-	920	13,662	13,662
79 Water Cooler Compressor	15,180	-	-	15,180	10%	1,518	1,518	-	1,518	8,280	8,280
80 Water Dispenser & Beetal Phone	9,200	-	-	9,200	10%	2,904	2,904	-	2,904	26,136	26,136
	29,040	-	-	29,040	10%	2,904	2,904	-	2,904	26,136	26,136
Subtotal	5,91,10,098	26,34,338	-	6,18,04,436		4,05,30,147	41,22,629	-	4,46,52,776	1,85,79,951	1,71,51,660
IV Library											
1 Library Books	1,05,66,857	-	-	1,05,66,857	15%	77,55,475	4,21,707	-	81,77,182	28,11,582	23,89,875
2 Library Equipment	12,27,501	-	-	12,27,501	15%	7,58,503	70,350	-	8,28,853	4,68,998	3,96,648
Subtotal	1,17,94,358	-	-	1,17,94,358		85,13,979	4,92,057	-	90,06,035	32,80,580	27,86,523
V Furniture & Fixtures											
1 Furniture & Fixtures	75,90,983	9,01,452	-	84,92,435	10%	56,53,138	2,83,930	-	59,37,068	19,37,844	25,55,367
2 Soft Furnishings	6,19,059	-	-	6,19,059	25%	6,12,998	1,515	-	6,14,513	6,062	4,546
3 Almirah	3,80,061	-	-	3,80,061	10%	2,61,639	11,902	-	2,73,541	1,19,022	1,07,120



15

Item	21-Mar-17	31-Mar-18	31-Mar-19
Subtotal	85,90,793	10,41,995	67,603
1. Constr on New Bldgs	4,64,27,197	-	-
2. SFP	48,13,740	-	-
3. AIT Building/Hooster Accn & Guest Rooms	-	2,60,213	-
Subtotal	5,12,40,937	2,60,213	-
Total	24,93,13,812	79,46,328	25,22,60,140




16



Fixed Assets

Sr No	Particulars	Gross Block				Rate	Depreciation				Net Block	
		01-Apr-18	Additions	Deduct	31-Mar-19		01-Apr-18	Additions	Deduct	31-Mar-19	31-Mar-18	31-Mar-19
1	Furniture & Fixture	37,13,487	10,76,183	-	47,89,670	10%	21,70,998	2,31,867	-	27,02,865	12,42,485	20,86,805
2	Television Set	1,62,398	-	-	1,62,398	25%	1,35,002	6,849	-	1,41,851	27,396	20,547
3	Kitchen Equipment	6,05,520	-	-	6,05,520	20%	6,05,520	-	-	6,05,520	-	-
4	Water Cooler Equipment	3,59,599	2,39,950	-	5,99,549	10%	2,28,266	37,028	-	2,66,294	1,30,333	3,33,255
5	Fan	6,36,112	3,92,236	-	10,28,348	25%	3,33,980	1,78,592	-	5,07,572	3,02,133	5,20,772
6	Bio Metric Attendance Machine	59,800	1,15,640	-	1,69,440	10%	32,527	13,691	-	46,218	21,273	1,23,222
7	Solar Water Heater Tank	1,71,481	-	-	1,71,481	10%	55,294	11,619	-	66,913	1,16,187	1,09,568
8	Fire extinguisher	85,792	-	-	85,792	10%	31,326	5,447	-	36,773	54,666	49,019
9	Water Purifier	4,66,909	37,679	-	5,04,588	10%	83,394	42,119	-	1,25,513	3,83,515	3,79,075
10	Deep Freezer (Vertical)	72,000	-	-	72,000	10%	41,006	3,099	-	44,105	30,994	27,895
11	Renovation/Maint of AIT Bldgs	38,87,124	-	-	38,87,124	10%	25,07,495	1,37,963	-	26,45,458	13,79,629	12,41,666
12	Wi Fi Facilities	25,00,539	-	-	25,00,539	10%	13,93,130	1,10,741	-	15,03,871	11,02,409	9,96,666
13	Inverter	87,700	-	-	87,700	25%	38,369	12,333	-	50,702	49,331	36,998
14	Refrigerator	24,612	-	-	24,612	10%	4,676	1,394	-	6,670	19,936	17,942
15	Vacuum Cleaner	13,898	1,38,844	-	1,52,742	10%	2,659	15,018	-	17,677	11,339	1,35,165
16	Benches	1,26,200	-	-	1,26,200	10%	12,620	11,358	-	23,978	1,13,580	1,02,222
17	AC for Hostel	1,08,100	-	-	1,09,100	10%	10,910	9,819	-	20,729	88,371	98,190
18	1.5 HP Submersible Pump	-	53,833	-	53,833	10%	-	5,383	-	5,383	-	48,450
19	3 HP Submersible Pump for Fountain	-	27,022	-	27,022	10%	-	2,702	-	2,702	-	24,320
20	SHP Diesel Engine with MID Pump	-	45,000	-	45,000	10%	-	4,500	-	4,500	-	40,500
21	Designed Roofing Sheet Material	-	84,370	-	84,370	10%	-	8,437	-	8,437	-	75,933
22	Geysers For BH	-	70,352	-	70,352	10%	-	7,035	-	7,035	-	63,317
23	Hand Tools Equip for Project Works	-	49,914	-	49,914	10%	-	4,991	-	4,991	-	44,923
24	Led Steet Light	-	11,872	-	11,872	10%	-	1,187	-	1,187	-	10,685
25	PC in Girls Hostel	-	40,914	-	40,914	10%	-	4,091	-	4,091	-	36,823
26	Pillar Cock	-	1,45,539	-	1,45,539	10%	-	14,554	-	14,554	-	1,30,985
27	Samiyana for Multi Function	-	49,466	-	49,466	10%	-	4,947	-	4,947	-	44,519
28	Sintex Water Tank 5000 Ltr	-	43,834	-	43,834	10%	-	4,383	-	4,383	-	39,451
29	Walk Behind Scrubber & Drier Machine	-	4,23,620	-	4,23,620	10%	-	42,362	-	42,362	-	3,81,258
30	Water Geysers for Vishweswarya Hostel	-	12,800	-	12,800	10%	-	1,280	-	1,280	-	11,520
31	Water Meters For Family Qtr	-	1,08,324	-	1,08,324	10%	-	10,832	-	10,832	-	97,492
32	Accn & Guest Room (H)	13,56,58,868	-	-	13,56,58,868	2%	3,06,00,335	21,01,171	-	3,27,01,506	10,50,58,533	10,29,57,362
33	Hostel Bldgs (H) Flank	3,27,56,799	35,000	-	3,27,91,799	2%	28,79,211	5,98,252	-	34,77,463	2,98,77,588	2,93,14,336
	<b>Subtotal</b>	<b>18,14,92,037</b>	<b>32,02,392</b>	<b>-</b>	<b>18,46,94,429</b>		<b>4,15,67,718</b>	<b>36,40,644</b>	<b>-</b>	<b>4,51,08,362</b>	<b>14,00,24,219</b>	<b>13,95,86,067</b>




17

Expenditure As Per Audited Report : FY 2018-19			
Expenditure for Infrastructure Augmentation(INR in Lakh)			
Ser	Particular	Amount	Page No of Audited Statement
1	Development Expenses for Renovation/Replacement/Civil & Maintence	52.19	19 TO 20
2	Depreciation on Asset	125.18	21
3	Grant in Aid	95.7	22 TO 25
4	Expenses on Non Recurring Fixed Asset	111.48	26 TO 30
	Total	384.55	



AMC of Tele Exchange	15,930
Batminton Court PCC Work	27,102
Bldg/Elect/Carpentry/Plumbing Items for College	35,000
Car Parking Board	17,85,254
Cement Bricks	11,500
Cement for PCC Work Boys Hostel	16,863
Civil Wrk & Maint Wrks in Academic Block	56,000
Constrn of Pathway Infront of Lawn of AIT	3,65,913
CP Two Way Bib Cock, Epc End Cap	2,97,896
Crush Sand For Const of New Batminton Court	8,272
C Section Channels for Compond Wall	44,800
Drawing Board For Conducting Uni Exam	2,49,770
Fabrication Material for Open AIR Cafeteria	19,500
Fabrication Mtr for Boundary Net Fixing in Tennies	47,353
Fabrication Wk	24,612
Fabrication Wks at Cricket Pitch	28,764
Fabrication Work of Two Wheeler Car Parking	95,296
Fabrication Works of Ms Jally Fitted Front Library	73,632
Fabrication Wrk of Dir Residence	4,130
False Colling Wrk in New Conf Hall	21,796
Fire Extinguisher Refilling	1,39,752
Flood Light	20,621
Flood Lights for New Constr Badminton Court	45,994
Garware Net	14,000
Holo Rubber Mat	34,650
HRC Fuse Linkdin, MCB SP 10 Amp	15,000
	16,446

Contd...



19

19

ARMY INSTITUTE OF TECHNOLOGY  
NOTES TO FINANCIAL STATEMENTS

Particulars	College*
Instruction Board for College	1,45,697
Internal & External Wall Painting in Academic Bid	5,13,284
JCB Charges	6,45,925
Labour & Material Payment for College	9,84,591
Lamp for Projector (Manekshaw Hall)	19,470
LED Board for Silver Jubilee Celebration	37,900
Maint Wk at & Labour Payment	17,851
Maint Wk of Tiles in Type IV	25,500
Material for Open Air Cafeteria	39,388
Misc Maint /elect/plumbing Items/Wk Expenses	2,63,562
Mtr for Renovation/Replacment of Existing Floor	5,19,480
Mtr & Labour Chg for Repacemnt of Damage Flooring	1,35,110
Mtrl for Constr of Western Fencing	2,56,190
Mtr Pruch For Cont of Store and Shoppying Complex	1,57,701
Paints for Maint Work	49,950
Paints For Maint Works	57,060
Pavilion Canopy	21,360
PCC Works of Front Road	5,58,430
Pebble (Khadi) For Const of New Batminton Court	30,600
Pokhline for Digging of Rain Water Harvest	2,97,800
Pokline for Digging of Drainage Line of Academy	38,700
Premium Quality Ceramic Bd For Classrooms	1,10,070
Purchase of 20 MM Stone Used for STP	33,750
PVC VINYL Flooring in Type IV Qtr	27,612
Renovation of Gen Manekshaw Hall	3,30,379
Renovation of Toilets in Dir & Jd Office	1,58,021
Repairing of AC in Manekshaw Hall	4,720
Repair & Maint of Eqpt	3,540
Repair/Maint/Servicing of Eqpt	28,476
Replacement of Zero B Cartridge	4,690
Roller Expenses	9,000
Round Table Top Cloth and Frill	26,850
Sensor for Gents Urinal	57,000
Sintex Water Tank	9,965
Solar Street Light	1,83,810
Spray Pump	4,400
Store Room at Dir Bunglow	30,224
Tiles and Sanitary Material	43,124
Tiles and Sanitary Material Wter Proofing Work	9,440
Tiles and Sanitary Mtr for Waterproofing	56,692
Tiles & Sanitary Materials for Waterproofing Work	70,760
Tractors Crush Sand	55,200
Tractor&Tipper Used for Upgradation of Footbal Grnd	51,000
Tractor Used for Upgradation of Sportsactivity Grnd	22,000
UPS Battery/Monitor /Keyboard (College)	39,112
UPVC Brass Elbow 1" Door Accessories	8,652
Water Proofing Treatment	2,00,000
Water Proofing Work at Toilet	50,415
Western Fencing Construction Work at AIT	3,81,412
Yoga Mats	18,000
Total	1,03,78,400



20

52.19 lakh  
Exp for Page No 20  
Development expenses for renovation/replacement/civil  
and maintenance

51.59 lakh  
Exp for Page No - 37

EXPENDITURE	Note No.	AMOUNT (in INR)	AMOUNT (in INR)	INCOME	Note No.	AMOUNT (in INR)	AMOUNT (in INR)
Tuition Fund			13,88,09,764	Tuition Fund			16,73,48,423
- Employee Pay & Allowances	10	13,59,91,069		- Tuitions Fees Received		16,41,62,664	
- Expenses for Value added Cources	11	28,18,695		Less : Tuition Fees Refunded		(19,21,641)	
				- Fees for Value Added Courses		51,07,400	
Development Fund			2,28,96,679	Development Fund			2,18,02,958
- Development Expenses for Renovation / replacement/ Civil & maintenance Work	12(a)	1,03,78,400		- Development Fee		2,18,02,958	
- Depreciation		1,25,18,279					
College Fund			2,70,87,238	College Fund			3,50,83,083
- Operational Expense	13	1,08,54,887		- Interest on Investment		2,64,61,843	
- Departmental Expenditure	14	44,46,758		- Sale of Prospectus		24,05,351	
- Expenses for Student Activities	15	33,19,649		- Rent & Allied Charges		11,88,591	
- Staff & Student workshop expenses	16	20,25,350		- Miscellaneous income		10,08,975	
- Exam Fees		47,34,834		- Wifi Charges		2,51,000	
- Uniform Expenses		17,05,761		- Registration Fees		8,97,000	
				- Placement Charges		12,54,608	
				- Alumni Charges		6,150	
				- Wooden Scrap Sale		42,245	
				- Uniform Charges		15,67,320	
				University Exam Fund			42,95,857
				- Grant Received from University		12,10,243	
				- Examination Fees		30,85,614	
Surplus Carried Over Balance Sheet			3,97,36,639				
<b>TOTAL</b>			<b>22,85,30,321</b>	<b>TOTAL</b>			<b>22,85,30,321</b>

As per our Report of even date  
For Chandorkar & Limaye  
Chartered Accountants  
Firm Reg No:101669W


CA S M Chandorkar  
Partner M.No. 037777  
Place : Pune  
Date : October 14, 2019



For Army Institute of Technology  
*[Signature]*  
Director

Army Institute of Technology  
Dighi Hills, Pune-411015,

*[Signature]*  
Joint Director  
Army Institute of Technology  
Dighi Hills, Pune-411 015.



(21)

ARMY INSTITUTE OF TECHNOLOGY

DIGHI HILLS, PUNE- 411015

RECEIPTS & PAYMENTS ACCOUNT FOR THE PERIOD FROM 01 APRIL 2018-31 MAR 2019

GRANT -IN -AID ACCOUNT : FY 2018-19

Receipts	Actual Income		Payments	Actual Exp (01 Apr 18- 31 Mar 2019)	
	Sub Total (In Rs)	Total (In Rs)		Sub Total (In Rs)	Total (In Rs)
Opening Balance as on 01 Apr 18		Nil			
			<u>Libaray</u>		1,381,996.00
<u>Grant -in Aid Fund</u>		95,70,000.00	E-Journals (Online) License as per AICTE Guidelines		
AWES New Delhi	71,30,000.00				
HQ Southern Command , Pune	24,40,000.00		<u>IT Infrastructure</u>		1,087,987.00
			Procurement of 10 SFP Module	134,300.00	
			Procurement of 04 PC In Office	163,656.00	
			VCF In New Conference Hall	264,750.00	
			VCF In T&P Office	231,245.00	
			NAS Storage for VCF	223,000.00	
			Procurement of 01 X i7 with Graphics Card in New Conference Hall	71,036.00	
			<u>ASGE Dept</u>		722,248.00
			Procurement of 6 PC in ASGE	245,484	
			Procurement of 04 X i7 PC in ASGE Dept	231280	
			Procurement of 04 X i5 PC in ASGE Dept	245484	



22

91





**ARMY INSTITUTE OF TECHNOLOGY**

**DIGHI HILLS, PUNE- 411015**

**RECEIPTS & PAYMENTS ACCOUNT FOR THE PERIOD FROM 01 APRIL 2018-31 MAR 2019**

**GRANT -IN -AID ACCOUNT : FY 2018-19**

Receipts	Actual Income		Payments	Actual Exp (01 Apr 18- 31 Mar 2019)	
	Sub Total (In Rs)	Total (In Rs)		Sub Total (In Rs)	Total (In Rs)
			<b>IT Department</b>		
			Procurement of Advance Computer for IT Dept 4 PC	250,000.00	
			Procurement of Advance Computer for IT Dept 4 PC	250,000.00	
			Procurement of 01 X i7 PC & 03 X i7 with Graphics Card in Computer Dept	270,928.00	
			Procurement of 04 X i7 with Graphics Card in IT Dept	284,144.00	
			Procurement of 04 X i7 with Graphics Card in IT Dept	284,144.00	
			<b>Mech Department</b>		
			Procurement of UPS Batteries	48,592	
			Procurement of Heavy Duty Fans in Workshop	122,345	
			Procurement 6 PC in Certification Center of 3DPLM	416,688	
			MasterCam for Mech VCF	281,005	
			CCTV in Mech Dept	79,662	
			<b>Civil &amp; Maint Equipment</b>		
			TV for GH and Academic for CCTV	58,800	
			Procurement of 1 KVA UPS for CCTV	25,076	
			CCTV in Academic Block Physics Wing	167,585	
			CCTV in Academic Block Dir & Princ Wing	260,574	
			CCTV in GH	266,465	
					<b>1,339,216.00</b>
					<b>948,292.00</b>
					<b>1004214.00</b>



23



17



**ARMY INSTITUTE OF TECHNOLOGY**

**DIGHI HILLS, PUNE- 411015**

**RECEIPTS & PAYMENTS ACCOUNT FOR THE PERIOD FROM 01 APRIL 2018-31 MAR 2019**

**GRANT -IN -AID ACCOUNT : FY 2018-19**

Receipts	Actual Income		Payments	Actual Exp (01 Apr 18- 31 Mar 2019)	
	Sub Total (In Rs)	Total (In Rs)		Sub Total (In Rs)	Total (In Rs)
			CCTV in Exam Control Room	71,714	
			WiFi Charges		1,085,600.00
			Internet Bill of AIT		
			Closing Balance (31 Mar 2019)		Nil
Total		95,70,000.00	Total		9,570,000.00

As Per our Report of Even date

For Chandorkar and Limaye  
Chartered Accountants



*[Signature]*

(CA S M Chandorkar)  
Partner  
Membership No -037777

Pace : Pune

Date : 14 Oct, 2019

25



For Army Institute of Technology

*[Signature]*  
Director  
Army Institute of Technology  
Dighi Hills, Pune-411015.

*[Signature]*  
Joint Director  
Army Institute of Technology  
Dighi Hills, Pune-411015.

25

26

Fixed Assets

Particulars	Gross Block				Depreciation				Net Block	
	01-Apr-18	Additions	Deduct	Gross Block	01-Apr-18	Additions	Deduct	31-Mar-19	31-Mar-18	31-Mar-19
College A/c	24,43,13,812	79,46,328	-	25,22,60,140	15,05,19,716	1,25,18,279	-	16,30,37,995	9,37,94,096	8,92,22,145
Hostel A/c	18,14,92,037	32,02,392	-	18,46,94,429	4,14,67,718	36,40,644	-	4,51,08,362	14,00,24,319	13,95,86,067
	42,58,05,849	1,11,48,720	-	43,69,54,569	19,19,87,434	1,61,58,923	-	20,81,46,357	23,38,18,415	22,88,08,212



26

26


21

Sr No	Particulars	Gross Block		Additions	Deductions	Gross Block		Rate	Depreciation		Additions	Deductions	Depreciation		Net Block as on		
		01-Apr-18	31-Mar-19			31-Mar-19	01-Apr-18		31-Mar-19	31-Mar-18			31-Mar-19				
<b>I Vehicles</b>																	
1	Hero Honda	37,569	-	-	-	37,569	15%	20,898	2,501	-	-	-	23,399	16,671	14,170	-	
2	TATA Car	8,13,750	-	-	-	8,13,750	15%	3,88,967	63,717	-	-	-	4,52,684	4,24,783	3,61,066	-	
3	Bolero Camper	6,32,647	-	-	-	6,32,647	15%	2,44,122	58,279	-	-	-	3,02,401	3,88,525	3,30,246	-	
4	Force motor (Mini Bus)	13,50,125	-	-	-	13,50,125	15%	3,74,659	1,46,320	-	-	-	5,20,979	9,75,466	8,28,146	-	
5	Xylo	9,67,352	-	-	-	9,67,352	15%	2,68,462	1,04,834	-	-	-	3,73,295	6,98,890	5,94,057	-	
	Subtotal	38,01,443	-	-	-	38,01,443		12,97,108	3,75,650	-	-	-	16,72,758	25,64,335	21,28,685	-	
<b>II Laboratory &amp; Workshop Equipment</b>																	
1	AGG Dept	59,61,643	1,83,826	-	-	61,45,469	25%	43,59,138	4,46,583	-	-	-	48,05,721	16,02,506	13,39,749	-	
2	Computer Lab Equipment	2,56,85,637	10,68,356	-	-	2,67,53,993	25%	2,26,74,102	10,19,979	-	-	-	2,36,94,074	30,11,535	30,59,918	-	
3	Electronics Lab Equipment	2,45,04,457	9,81,865	-	-	2,54,86,322	25%	2,12,03,416	10,70,726	-	-	-	2,22,74,142	33,01,041	32,12,179	-	
4	Mechanical Lab Equipment	1,71,13,368	26,577	-	-	1,71,39,945	25%	1,47,80,932	5,89,753	-	-	-	1,53,70,685	23,32,436	17,69,260	-	
5	Workshop Equipment	65,65,788	-	-	-	65,65,788	25%	65,46,311	4,869	-	-	-	65,51,180	19,478	14,608	-	
6	IT Lab Equipment	1,41,98,693	8,24,077	-	-	1,50,22,770	25%	1,00,71,844	12,37,731	-	-	-	1,13,09,576	41,26,849	37,13,194	-	
7	EDTC Expansion	22,89,917	-	-	-	22,89,917	25%	20,69,405	55,128	-	-	-	21,24,533	2,20,512	1,65,384	-	
8	IT Infrastructure	84,89,645	8,65,081	-	-	93,54,726	25%	48,97,483	11,14,311	-	-	-	60,11,794	35,92,162	33,42,932	-	
9	ME (Design)	30,81,094	-	-	-	30,81,094	25%	12,20,636	4,65,120	-	-	-	16,85,735	18,60,679	13,95,589	-	
10	Increase intake in Comp	18,86,031	-	-	-	18,86,031	25%	7,50,589	2,83,861	-	-	-	10,34,459	11,35,442	8,51,582	-	
	Subtotal	10,97,76,273	39,49,782	-	-	11,37,26,055		8,85,73,834	62,88,055	-	-	-	9,48,61,889	2,12,07,439	1,88,64,166	-	
<b>III Other Non Recurring Equipment</b>																	
1	Air Cooler Equipment	46,356	-	-	-	46,356	10%	46,356	-	-	-	-	46,356	-	-	-	
2	Aquaguard	48,854	-	-	-	48,854	10%	48,854	-	-	-	-	48,854	-	-	-	
3	Fire Extinguisher	2,73,339	37,536	-	-	3,10,875	10%	1,56,042	15,483	-	-	-	1,71,526	1,17,287	1,35,349	-	
4	Office Equipment	16,59,858	-	-	-	16,59,858	25%	15,56,452	25,852	-	-	-	15,82,303	1,03,406	77,555	-	
5	Sports Equipment	2,16,155	-	-	-	2,16,155	10%	2,16,155	-	-	-	-	2,16,155	-	-	-	
6	Telephone Exchange Equipment	13,23,812	-	-	-	13,23,812	10%	11,45,155	17,866	-	-	-	11,63,021	1,78,657	1,60,791	-	
7	Tennis Court	2,97,456	-	-	-	2,97,456	10%	2,97,456	-	-	-	-	2,97,456	-	-	-	
8	Water Cooler	7,15,385	22,099	-	-	7,37,484	10%	4,11,161	32,632	-	-	-	4,43,793	3,04,234	2,93,691	-	
9	Musical Instrument	1,28,776	-	-	-	1,28,776	25%	2,17,494	2,820	-	-	-	2,20,315	11,282	8,461	-	
10	Camera	72,501	53,713	-	-	1,04,500	10%	89,556	1,494	-	-	-	91,051	14,944	13,449	-	
11	Pool Table	1,04,500	-	-	-	1,04,500	25%	72,501	13,428	-	-	-	85,929	-	-	-	
12	Gen Set	18,75,385	-	-	-	18,75,385	25%	18,37,971	9,353	-	-	-	18,47,325	37,414	28,060	-	
13	Air Conditioners	16,50,460	5,21,705	-	-	21,72,165	10%	13,87,282	78,438	-	-	-	14,65,720	2,63,178	7,05,945	-	
14	Bences	48,950	-	-	-	48,950	10%	48,950	-	-	-	-	48,950	-	-	-	
15	Parking	2,27,505	-	-	-	2,27,505	5%	1,64,899	3,131	-	-	-	1,68,023	62,612	59,482	-	
16	Dustbins	87,819	-	-	-	87,819	10%	81,277	654	-	-	-	81,931	6,542	5,888	-	
17	Fan	3,71,730	2,07,878	-	-	5,79,608	25%	2,37,097	85,828	-	-	-	3,22,725	1,34,633	2,56,883	-	
18	Kitchen Equipment	98,210	-	-	-	98,210	20%	98,210	-	-	-	-	98,210	-	-	-	
19	PA Equipment	1,42,400	-	-	-	1,42,400	25%	1,42,400	-	-	-	-	1,42,400	-	-	-	
20	Raw Water Filter	43,615	-	-	-	43,615	10%	43,615	-	-	-	-	43,615	-	-	-	
21	Refrigerators	77,553	-	-	-	77,553	10%	46,381	3,116	-	-	-	49,507	31,163	28,046	-	
22	Video Projector	17,28,756	-	-	-	17,28,756	25%	17,00,794	5,741	-	-	-	17,06,535	22,962	17,222	-	
23	Raman Theater	50,05,896	-	-	-	50,05,896	15%	47,04,322	45,236	-	-	-	47,49,558	3,01,574	2,56,338	-	
24	UPS	5,87,449	-	-	-	5,87,449	25%	5,50,535	9,229	-	-	-	5,59,763	36,914	27,686	-	
25	Anti Virus Software	2,21,000	-	-	-	2,21,000	25%	2,21,000	-	-	-	-	2,21,000	-	-	-	
26	Internet Project	5,72,596	-	-	-	5,72,596	25%	5,72,596	-	-	-	-	5,72,596	-	-	-	




27

	29-Mar-19	31-Mar-19	31-Mar-18	31-Mar-17
27 Squash Court	75,563	-	-	9,30,441
28 Gym Equipment	3,17,802	-	-	39,726
29 Basket Ball/Vally ball/Criccet	21,66,528	-	-	4,792
30 Net Working/ Central Soutware	4,10,539	-	-	2,79,994
31 Time Attendance Machine	3,00,891	-	-	5,676
32 Television	1,95,514	2,629	-	12,33,762
33 Laser Printer	3,03,520	-	-	1,03,277
34 Renewator/Maint of AIT Blgts	38,61,495	-	-	4,10,539
35 CCTV Camera	1,73,778	1,85,000	-	1,90,865
36 Batteries	15,826	-	-	51,651
37 Digital Language Software	1,57,500	-	-	27,219
38 Electric Pole	32,000	-	-	28,164
39 Printer/Scanner/Harddisk	6,10,390	16,749	-	2,19,029
40 AIT Main Gate	13,01,209	-	-	89,264
41 MS Rack Book	91,000	-	-	1,18,056
42 Digital Copy Printer	1,19,298	-	-	89,264
43 Water Tank	2,50,069	-	-	1,81,831
44 Sony Camera	12,010	-	-	21,08,763
45 12 kvv solar plant	7,70,000	-	-	2,00,123
46 Bio Metric	51,007	1,10,920	-	81,831
47 ARF Eqt	43,97,067	-	-	1,81,831
48 Tech Eqt	2,38,29,364	-	-	33,541
49 Washing Machine	58,000	-	-	2,80,661
50 Video Conferencing	5,25,015	-	-	10,875
51 25 HP Water Pump Kirtoskar	-	74,813	-	1,31,254
52 PA Eqt	-	1,03,073	-	18,703
53 Sports Eqt	-	2,33,890	-	25,768
54 Tally Software-6.3	-	38,232	-	23,389
55 5hp Openwell Submersible Pump Set	-	38,232	-	9,558
56 Automatic Shoe Shine Machine	-	28,632	-	9,588
57 Compressor for Cutting Hard Rock of Sewage Uses	-	22,500	-	7,158
58 Construction of Shed for Two Wheeler Parking - FA	-	1,27,118	-	5,625
59 Fabrication Mtrl for Constr of West Fencing	-	1,39,738	-	31,780
60 Geyser	-	14,600	-	31,780
61 Hand Wireless Microphone Systems	-	44,187	-	34,935
62 Procurement of Eqt for Telephone Exchange	-	4,56,247	-	3,650
63 Sintex Tank	-	9,409	-	11,047
64 Sintex Door	-	9,965	-	45,625
65 Sintex Water Tank 5000 Ltr	-	1,12,456	-	2,352
66 Symphony Touch 25 Cooler	-	29,976	-	997
67 Telephone Instruments	-	15,180	-	28,114
68 Water Cooler Compressor	-	9,200	-	2,998
69 Water Dispenser & Beetal Phone	-	29,060	-	1,518
70	-	29,040	-	920
Subtotal	5,91,10,098	76,94,238	6,18,04,436	4,05,30,147
IV Library	-	-	-	41,22,629
1 Library Books	1,05,66,857	-	1,05,66,857	15%
2 Library Equipment	12,27,501	-	12,27,501	15%
Subtotal	1,17,94,358	-	1,17,94,358	77,55,475
V Furniture & Fixtures	-	-	-	70,350
1 Furniture & Fixtures	75,90,983	9,01,452	84,92,435	10%
2 Soft Furnishings	6,19,059	-	6,19,059	25%
3 Almirah	3,80,661	-	3,80,661	10%
Subtotal	84,92,435	9,01,452	91,93,894	56,53,138
VI	6,19,059	-	6,19,059	25%
Subtotal	91,11,544	9,01,452	98,13,000	61,72,276
Subtotal	7,09,05,646	85,95,690	7,99,98,436	1,85,79,951
Subtotal	1,17,94,358	-	1,17,94,358	4,46,52,776
Subtotal	8,27,00,004	85,95,690	9,12,94,124	1,85,79,951
Subtotal	1,17,94,358	-	1,17,94,358	1,71,51,660



28

		74,290	72,940	10%		7,294	21-Mar-19	31-Mar-18	31-Mar-19
5 Red Carpet Roll		67,603	67,603	10%		6,760			65,843
	Subtotal	85,90,703	10,41,995			96,32,698	65,27,775	3,11,402	68,39,176
1 Constr on New Bldgs		4,64,27,197		2%	41,94,827	8,44,647			50,39,474
2 STP		48,13,740		2%	8,82,047	28,634			9,60,681
3 AIT Building/Hostel Accn & Guest Rooms		2,60,213		2%		5,204			39,31,693
	Subtotal	5,12,40,937	2,60,213		5,15,01,150	50,76,874	9,28,486		5,204
									60,05,360
Total		24,43,13,812	79,46,328		25,22,60,100	15,05,19,716	1,25,18,279		16,30,37,995
									20,62,928
									27,93,521
									4,13,87,723
									38,53,059
									2,55,009
									4,54,95,790
									8,92,22,145



21

29

Fixed Assets												
Sr No	Particulars	Gross Block				Rate	Depreciation				Net Block	
		01-Apr-18	Additions	Deduct	31-Mar-19		01-Apr-18	Additions	Deduct	31-Mar-19	31-Mar-18	31-Mar-19
1	Furniture & Fixture	37,13,467	10,76,183	-	47,89,670	10%	24,70,998	2,31,867	-	27,02,865	12,42,488	20,86,805
2	Television Set	1,62,308	-	-	1,62,308	25%	1,15,002	6,849	-	1,41,851	27,396	20,547
3	Kitchen Equipment	6,05,520	-	-	6,05,520	20%	6,05,520	-	-	6,05,520	-	-
4	Water Cooler Equipment	3,59,599	2,39,950	-	5,99,549	10%	2,29,266	37,028	-	2,66,294	1,30,333	3,33,255
5	Fan	6,36,112	3,92,236	-	10,28,348	25%	3,33,980	1,73,592	-	5,07,577	3,02,133	5,20,777
6	Bio Metric Attendance Machine	53,800	1,15,640	-	1,69,440	10%	32,527	13,691	-	46,218	31,273	1,23,222
7	Solar Water Heater Tank	1,71,481	-	-	1,71,481	10%	55,294	11,619	-	66,913	1,16,187	1,04,568
8	Fire extinguisher	85,792	-	-	85,792	10%	31,326	5,447	-	36,773	56,466	49,019
9	Water Purifier	4,66,909	37,679	-	5,04,588	10%	89,394	42,119	-	1,25,513	3,83,515	3,79,075
10	Deep Freezer (Vertical)	72,000	-	-	72,000	10%	41,006	3,099	-	46,105	30,994	27,895
11	Renovation/Maint of AIT Bldgs	38,87,124	-	-	38,87,124	10%	25,07,495	1,37,263	-	26,45,438	13,78,629	12,41,666
12	Wi Fi Facilities	25,00,539	-	-	25,00,539	10%	13,93,130	1,10,741	-	15,03,871	11,07,409	9,96,668
13	Inverter	87,700	-	-	87,700	25%	38,369	12,333	-	50,702	49,331	36,998
14	Refrigerator	24,612	-	-	24,612	10%	4,676	1,994	-	6,670	19,936	17,942
15	Vacuum Cleaner	13,998	1,38,844	-	1,52,842	10%	2,659	15,018	-	17,677	11,339	1,35,165
16	Benches	1,26,200	-	-	1,26,200	10%	12,620	11,358	-	23,978	1,13,580	1,02,222
17	AC for Hostel	1,09,100	-	-	1,09,100	10%	10,910	9,819	-	20,729	98,190	88,371
18	1.5 HP Submersible Pump	-	53,833	-	53,833	10%	-	5,383	-	5,383	-	48,450
19	3 HP Submersible Pump for Fountain	-	27,022	-	27,022	10%	-	2,702	-	2,702	-	24,320
20	SHP Diesel Engine with MID Pump	-	45,000	-	45,000	10%	-	4,500	-	4,500	-	40,500
21	Designed Roofing Sheet Material	-	84,370	-	84,370	10%	-	8,437	-	8,437	-	75,933
22	Geyser For BH	-	70,352	-	70,352	10%	-	7,035	-	7,035	-	63,317
23	Hand Tools Equip for Project Works	-	49,914	-	49,914	10%	-	4,991	-	4,991	-	44,923
24	Led Steet Light	-	11,872	-	11,872	10%	-	1,187	-	1,187	-	10,685
25	PC in Girls Hostel	-	40,914	-	40,914	10%	-	4,091	-	4,091	-	36,823
26	Pillar Cock	-	1,45,539	-	1,45,539	10%	-	14,554	-	14,554	-	1,30,985
27	Samiyana for Multi Function	-	49,466	-	49,466	10%	-	4,947	-	4,947	-	44,519
28	Sintex Water Tank 5000 Ltr	-	43,834	-	43,834	10%	-	4,383	-	4,383	-	39,451
29	Walk Behind Scrubber & Drier Machine	-	4,23,620	-	4,23,620	10%	-	42,362	-	42,362	-	3,81,258
30	Water Geyser for Vishweswarya Hostel	-	12,800	-	12,800	10%	-	1,280	-	1,280	-	11,520
31	Water Meters For Family Qtr	-	1,08,324	-	1,08,324	10%	-	10,832	-	10,832	-	97,492
32	Accn & Guest Room (H)	13,56,58,868	-	-	13,56,58,868	2%	3,06,00,335	21,01,171	-	3,27,01,506	10,50,58,533	10,26,57,302
33	Hostel Bldgs (H) Flank	3,27,56,799	35,000	-	3,27,91,799	2%	28,79,211	5,98,252	-	34,77,463	7,98,77,588	2,93,14,336
Subtotal		16,14,92,037	32,02,392	-	18,46,94,429		4,14,67,718	36,40,644	-	4,51,08,362	14,00,24,319	13,95,86,067



30

Expenditure As Per Audited Report : FY 2018-19			
Expenditure on maintenance of physical and academic support facilities excuding salary component (INR in Lakh) = B			
Ser	Particular	Amount	Page No of Audited Statement
1	Departmental Expenditure		
2	Expenses on Student Activities	44.46	32
3	Staff & Students Workshop Expenses	33.19	33
4	Expenses for Value Addewd Course	20.25	33
5	Uniform Expenses Students	28.18	34
6	Operational Expenses	17.05	34
7	Maintence Expenses	98.81	35
	Total	51.59	36 to 37
		293.53	



14. Departmental Expenses

Particulars	College
ASGE(Applied Science)	2,08,823
Computer (Computer Lab Expense)	7,64,793
E&TC(Electronics &Telecommunication)	2,88,876
IT Infra (IT Infrastructure)	6,68,491
IT (IT Lab Expenses)	4,41,408
Library(Learning Resources)	17,55,929
Mech(Mech Lab Expenses)	3,18,438
<b>Total</b>	<b>44,46,758</b>

<<<<<This Space is intentionally left blank>>>>>



32



15. Expenses for Student Activities

Particulars	College
Magazine Board Exp	20,185
OSS Club for College	1,97,413
Student Cultural Activities for College	9,84,288
Debate(College)	9,750
Fine Arts Club	64,808
Maths(College)	18,665
Music(College)	1,09,566
NSS(College)	1,38,378
Robotics(College)	88,655
Scholarship to Students Merit Cun Means	5,65,000
Spiritual Club for College	87,493
Students Projects BAJA,SAE(College)	1,38,798
Tech Fest(College)	5,52,998
Nature Club	30,992
AIT Cycling Club	3,05,910
Earn & Learn Scheme (Expenses)	6,750
<b>Total</b>	<b>33,19,649</b>

16. Staff & Student workshop expenses

Particulars	College
ASGE(R&DE/Seminar/Paper Presentation)	12,315
Comp(R&DE/Seminar/Paper Presentation)	2,28,860
E&TC(R&DE/Seminar/Paper Presentation)	31,389
IT (R&DE/Seminar/Paper Presentation)	54,600
Mech(R&DE/Seminar/Paper Presentation)	1,22,900
Staff Other (R&DE/Seminar/Paper Presentation)	2,53,028
TPO(Training & Promotional Exp)	13,22,258
<b>Total</b>	<b>20,25,350</b>



33

EXPENDITURE	Note No.	AMOUNT (in INR)	AMOUNT (in INR)	INCOME	Note No.	AMOUNT (in INR)	AMOUNT (in INR)
Tuition Fund			13,88,09,764	Tuition Fund			16,73,48,423
- Employee Pay & Allowances	10	13,59,91,069		- Tuitions Fees Received		16,41,62,664	
- Expenses for Value added Courses	11	28,18,695		Less : Tuition Fees Refunded		(19,21,641)	
				- Fees for Value Added Courses		51,07,400	
Development Fund			2,28,96,679	Development Fund			2,18,02,958
- Development Expenses for Renovation / Replacement/ Civil & maintenance Work	12(a)	1,03,78,400		- Development Fee		2,18,02,958	
- Depreciation		1,25,18,279					
College Fund			2,70,87,238	College Fund			3,50,83,083
- Operational Expense	13	1,08,54,887		- Interest on Investment		2,64,61,843	
- Departmental Expenditure	14	44,46,758		- Sale of Prospectus		24,05,351	
- Expenses for Student Activities	15	33,19,649		- Rent & Allied Charges		11,88,591	
- Staff & Student workshop expenses	16	20,25,350		- Miscellaneous income		10,08,975	
- Exam Fees		47,34,834		- Wifi Charges		2,51,000	
- Uniform Expenses		17,05,761		- Registration Fees		8,97,000	
				- Placement Charges		12,54,608	
				- Alumni Charges		6,150	
				- Wooden Scrap Sale		42,245	
				- Uniform Charges		15,67,320	
				University Exam Fund			42,95,857
				- Grant Received from University		12,10,243	
				- Examination Fees		30,85,614	
Surplus Carried Over Balance Sheet			3,97,36,639				
<b>TOTAL</b>			<b>22,85,30,321</b>	<b>TOTAL</b>			<b>22,85,30,321</b>

As per our Report of even date  
For Chandorkar & Limaye  
Chartered Accountants  
Firm Reg No:101669W

CA S M Chandorkar  
Partner M.No. 037777  
Place : Pune  
Date : October 14, 2019



For Army Institute of Technology  
*[Signature]*  
Director  
Army Institute of Technology  
Dighi Hills, Pune-411015,

*[Signature]*  
Joint Director  
Army Institute of Technology  
Dighi Hills, Pune-411015.



31

13. Operational Expenses

Particulars	College
Accessories for Networking in Tele Exch	17,783
Advertisement & Publicity for College	4,15,568
Annual Fire Audit Report	58,800
Arboriculture	2,68,185
Audit & Accounting Charges	3,00,000
AWES Insurance Policy for College	1,78,920
Bank Charges /Others	12,135
Best Project/Best Teaching & Support/adm Staff	51,000
Card Printing for AIT Day	9,000
Coffee Table Book Printing Exp	2,32,000
Convocation for College	81,243
DTH Recharge for TV	1,320
Electricity Expenses for College	9,28,259
EPF Consultation	13,500
Farewell Dinner for BE Students	1,86,940
Final Demand for TDS	10,76,320
FOL/Repairs/Vehicle Tax	5,46,001
Freshers Party	18,208
GST Expenses	2,24,582
Honorarium for AIT Song	10,000
Hospitality for College	1,66,246
Hospitality for College	11,93,000
House Keeping for College	51,550
I Card (ID Card)	25,000
LED Wall Video for Rent	1,35,000
Legal for College	1,12,549
Mementos for College	2,27,217
Misc Expenses for 25th AIT Day	3,32,616
Misc Expenses for College	1,57,320
New Samiyana	8,800
Overall Rolling Trophy	25,984
Postage & Stamp for College	3,49,057
Printing & Stationery for College	2,276
Procurement of Gymnasium Eqpt	2,47,800
Prof Fee for TDS Demand Job	12,390
Round Batch for Silver Jubilee Year	600
Satin Ribbon Roll and Paper Bag	7,98,000
Security Services for College	18,000
Sofa Set Hiring for AIT Day	15,04,104
Student Pro-Rata/ Affiliation for College	25,532
TA/DA Expenses for College	45,161
Telephone/Internet for College	1,35,870
T Shirt & Cap for Silver Jubilee Souveniers	40,950
Uniform for Staff	3,420
Visit to Green Tokri Farm	4,91,000
Water Expenses for College	1,15,681
Xerox /Photocopy	
Total	1,08,54,887

35




98.81 lach  
Exp for Page No 35

9.73 lach  
Exp for Page No 39

Batminton Court PCC Work	27,102
Bldg/Elect/Carpentry/Plumbing Items for College	35,000
Car Parking Board	17,85,254
Cement Bricks	11,500
Cement for PCC Work Boys Hostel	16,863
Civil Wrk & Maint Wrks in Academic Block	56,000
Constrn of Pathway Infront of Lawn of AIT	3,65,913
CP Two Way Bib Cock, Epc End Cap	2,97,896
Crush Sand For Const of New Batminton Court	8,272
C Section Channels for Compond Wall	44,800
Drawing Board For Conducting Uni Exam	2,49,770
Fabrication Material for Open AIR Cafeteria	19,500
Fabrication Mtr for Boundary Net Fixing in Tennies	47,353
Fabrication Wk	24,612
Fabrication Wks at Cricket Pitch	28,764
Fabrication Work of Two Wheeler Car Parking	95,296
Fabrication Works of Ms Jally Fitted Front Library	73,632
Fabrication Wrk of Dir Residence	4,130
False Celling Wrk in New Conf Hall	21,796
Fire Extinguisher Refilling	1,39,752
Flood Light	20,621
Flood Lights for New Constr Badminton Court	45,994
Garware Net	14,000
Holo Rubber Mat	34,650
HRC Fuse Linkdin, MCB SP 10 Amp	15,000
	16,446

Contd...



36

25

Particulars	College
Instruction Board for College	1,45,697
Internal & External Wall Painting in Academic Bld	5,13,284
JCB Charges	6,45,925
Labour & Material Payment for College	9,84,591
Lamp for Projector (Manekshaw Hall)	19,470
LED Board for Silver Jubilee Celebration	37,900
Maint Wk at & Labour Payment	17,851
Maint Wk of Tiles in Type IV	25,500
Material for Open Air Cafeteria	39,388
Misc Maint /elect/plumbing Items/Wk Expenses	2,63,562
Mtr for Renovation/Replacment of Existing Floor	5,19,480
Mtr & Labour Chg for Repacemnt of Damage Flooring	1,35,110
Mtrl for Constr of Western Fencing	2,56,190
Mtr Pruch Fcr Cont of Store and Shoping Complex	1,57,701
Paints for Maint Work	49,950
Paints For Maint Works	57,060
Pavilion Canopy	21,360
PCC Works of Front Road	5,58,430
Pebble (Khadi) For Const of New Batminton Court	30,600
Pokline for Digging of Rain Water Harvest	2,97,800
Pokline for Digging of Drainage Line of Academy	38,700
Premium Quality Ceramic Bd For Classrooms	1,10,070
Purchase of 20 MM Stone Used for STP	33,750
PVC VINYL Flooring in Type IV Qtr	27,612
Renovation of Gen Manekshaw Hall	3,30,379
Renovation of Toilets in Dir & Jd Office	1,58,021
Repairing of AC in Manekshaw Hall	4,720
Repair & Maint of Eqpt	3,540
Repair/Maint/Servicing of Eqpt	28,476
Replacement of Zero B Cartridge	4,690
Roller Expenses	9,000
Round Table Top Cloth and Frill	26,850
Sensor for Gents Urinal	57,000
Sintex Water Tank	9,965
Solar Street Light	1,83,810
Spray Pump	4,400
Store Room at Dir Bunglow	30,224
Tiles and Sanitary Material	43,124
Tiles and Sanitary Material Wter Proofing Work	9,440
Tiles and Sanitary Mtr for Waterproofing	56,692
Tiles & Sanitary Materials for Waterproofing Work	70,760
Tractors Crush Sand	55,200
Tractor&Tipper Used for Upgradation of Footbal Grnd	51,000
Tractor Used for Upgradation of Sportsactivity Grnd	22,000
UPS Battery/Monitor /Keyboard (College)	39,112
UPVC Brass Elbow 1" Door Accessories	8,652
Water Proofing Treatment	2,00,000
Water Proofing Work at Toilet	50,415
Western Fencing Construction Work at AIT	3,81,412
Yoga Mats	18,000
<b>Total</b>	<b>1,03,78,400</b>



37

51.59 lakh  
Exp for Page No 37

52.19 lakh  
Exp for Page No 20

39

Expenditure As Per Audited Report : FY 2018-19			
Other expenses excluding Salary (INR in Lakh)			
Ser	Particular	Amount	Page No of Audited Statement
1	Electricity Expenses	9.28	39
2	Communication Expenses	0.45	39
3	University Fee	47.34	40
	Total	<u>57.07</u>	



38

13. Operational Expenses

Particulars	College
Accessories for Networking in Tele Exch	17,783
Advertisement & Publicity for College	4,15,568
Annual Fire Audit Report	58,800
Arboriculture	2,68,185
Audit & Accounting Charges	3,00,000
AWES Insurance Policy for College	1,78,920
Bank Charges /Others	12,135
Best Project/Best Teaching & Support/adm Staff	51,000
Card Printing for AIT Day	9,000
Coffee Table Book Printing Exp	2,32,000
Convocation for College	81,243
DTH Recharge for TV	1,320
Electricity Expenses for College	9,28,259
EPF Consultation	13,500
Farewell Dinner for BE Students	1,86,940
Final Demand for TDS	10,76,320
FOL/Repairs/Vehicle Tax	5,46,001
Freshers Party	18,208
GST Expenses	2,24,582
Honorarium for AIT Song	10,000
Hospitality for College	1,66,246
House Keeping for College	11,93,000
I Card (ID Card)	51,550
LED Wall Video for Rent	25,000
Legal for College	1,35,000
Mementos for College	1,12,549
Misc Expenses for 25th AIT Day	2,27,217
Misc Expenses for College	3,32,616
New Samiyana	1,57,320
Overall Rolling Trophy	8,800
Postage & Stamp for College	25,984
Printing & Stationery for College	3,49,057
Procurement of Gymnasium Eqpt	2,276
Prof Fee for TDS Demand Job	2,47,800
Round Batch for Silver Jubilee Year	12,390
Satin Ribbon Roll and Paper Bag	600
Security Services for College	7,98,000
Sofa Set Hiring for AIT Day	18,000
Student Pro-Rata/ Affiliation for College	15,04,104
TA/DA Expenses for College	25,532
Telephone/Internet for College	45,161
T Shirt & Cap for Silver Jubilee Souvenirs	1,35,870
Uniform for Staff	40,950
Visit to Green Tokri Farm	3,420
Water Expenses for College	4,91,000
Xerox/Photocopy	1,15,681
Total	1,08,54,887



39

9.28 lakh ₹

0.45 = 9.73

Exp for Page No 39

98.81 lakh

Exp for Page No 35

40

					(IN INR)	(IN INR)
<b>Tuition Fund</b>			13,88,09,764	<b>Tuition Fund</b>		
- Employee Pay & Allowances	10	13,59,91,069		- Tuitions Fees Received	16,41,62,664	16,73,48,423
- Expenses for Value added Courses	11	28,18,695		Less: Tuition Fees Refunded	(19,21,641)	
				- Fees for Value Added Courses	51,07,400	
<b>Development Fund</b>			2,28,96,679	<b>Development Fund</b>		
- Development Expenses for Renovation / replacement/ Civil & maintenance Work	12(a)	1,03,78,400		- Development Fee	2,18,02,958	2,18,02,958
- Depreciation		1,25,18,279				
<b>College Fund</b>			2,70,87,238	<b>College Fund</b>		
- Operational Expense	13	1,08,54,887		- Interest on Investment	2,64,61,843	3,50,83,083
- Departmental Expenditure	14	44,46,758		- Sale of Prospectus	24,05,351	
- Expenses for Student Activities	15	33,19,649		- Rent & Allied Charges	11,88,591	
- Staff & Student workshop expenses	16	20,25,350		- Miscellaneous Income	10,08,975	
- Exam Fees		87,34,834		- Wifi Charges	2,51,000	
- Uniform Expenses		17,05,761		- Registration Fees	8,97,000	
				- Placement Charges	12,54,608	
				- Alumni Charges	6,150	
				- Wooden Scrap Sale	42,245	
				- Uniform Charges	15,67,320	
				<b>University Exam Fund</b>		
				- Grant Received from University	12,10,243	42,95,857
				- Examination Fees	30,85,614	
Surplus Carried Over Balance Sheet			3,97,36,639			
<b>TOTAL</b>			<b>22,85,30,321</b>	<b>TOTAL</b>		<b>22,85,30,321</b>

As per our Report of even date  
For Chandorkar & Limaye  
Chartered Accountants  
Firm Reg No: 101669W



CA S M Chandorkar  
Partner M.No. 037777  
Place: Pune  
Date: October 14, 2019

For Army Institute of Technology  
*[Signature]*  
Director

Army Institute of Technology  
Dighi Hills, Pune-411015,

*[Signature]*  
Joint Director

Army Institute of Technology  
Dighi Hills, Pune-411 015.



40

40